

Summary of Survey Results: 2019-2023

Trades Training Type:
Progressive apprenticeship, Traditional apprenticeship, Trades foundation, and Trades-related vocational programs

Applied filters:

CPC: VCC: Automotive Service Technician;

Cohort Respondents 24
Response Rate 13
54%

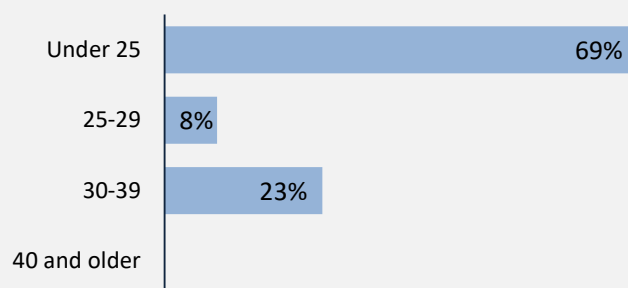
Description of Survey Respondents

Demographics

Gender



Age at the Time of the Survey



Aboriginal Identity

0%

Based on domestic students only

Median Age

22

About the Respondents

33%

relocated from their hometown to attend program


15%

*took **Adult Basic Education** courses during or prior to their trades training program*

0%

*took **English as a Second Language** courses during or prior to their trades training program*

Region respondents were living in at the time of the survey



Summary of Survey Results: 2019-2023

Trades Training Type:
 Progressive apprenticeship, Traditional apprenticeship, Trades foundation, and Trades-related vocational programs

Applied filters:

CPC: VCC: Automotive Service Technician;

Cohort	24
Respondents	13
Response Rate	54%

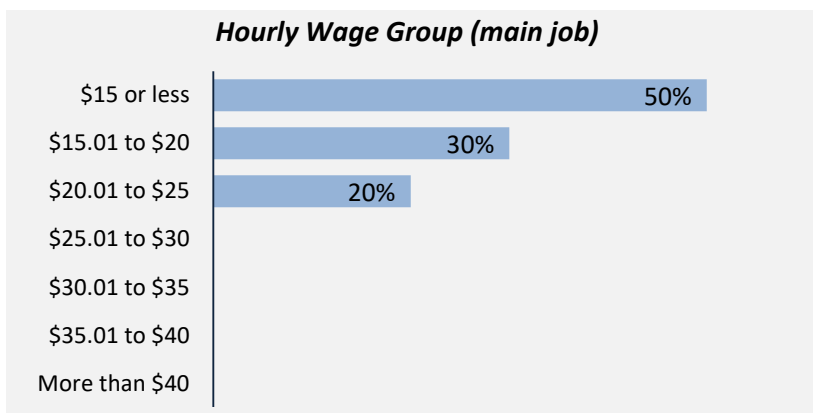
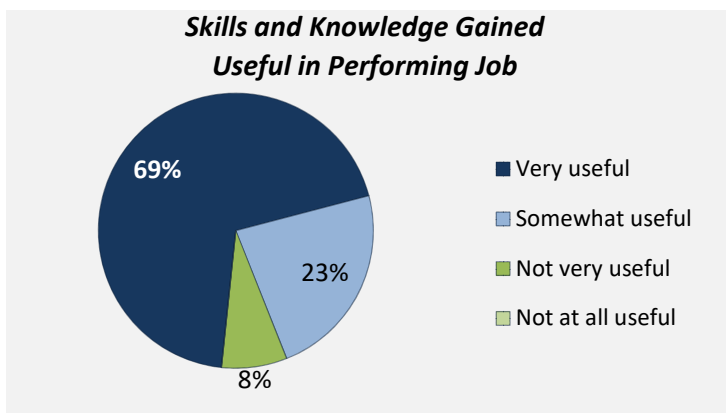
Employment Outcomes

In the labour force 100%	Employment rate 100%	Unemployment rate 0.0%
---	---------------------------------------	---

The "Employment rate" is the number employed as a percentage of all respondents.
 The "Unemployment rate" is the number of unemployed as a percentage of respondents in the labour force.

Of those employed: n = 13

<table border="1"> <tr> <td>Employed full-time</td> <td>92%</td> </tr> <tr> <td>Employed in training-related job</td> <td>92%</td> </tr> <tr> <td>Employed in permanent position</td> <td>92%</td> </tr> </table>	Employed full-time	92%	Employed in training-related job	92%	Employed in permanent position	92%	Hourly Wage (median, main job) \$16	Hours Worked (median, main job) 40
Employed full-time	92%							
Employed in training-related job	92%							
Employed in permanent position	92%							



Top Occupations (4-digit NOC)	# employed	% of those employed
7321: Automotive service technicians, truck and bus mechanics and mechanical repairers	12	92%
6711: Food counter attendants, kitchen helpers and related support occupations	1	8%
Total of top occupations	13	100%
Total employed	13	

Summary of Survey Results: 2019-2023

Trades Training Type:

Progressive apprenticeship, Traditional apprenticeship, Trades foundation, and Trades-related vocational programs

Applied filters:

CPC: VCC: Automotive Service Technician;

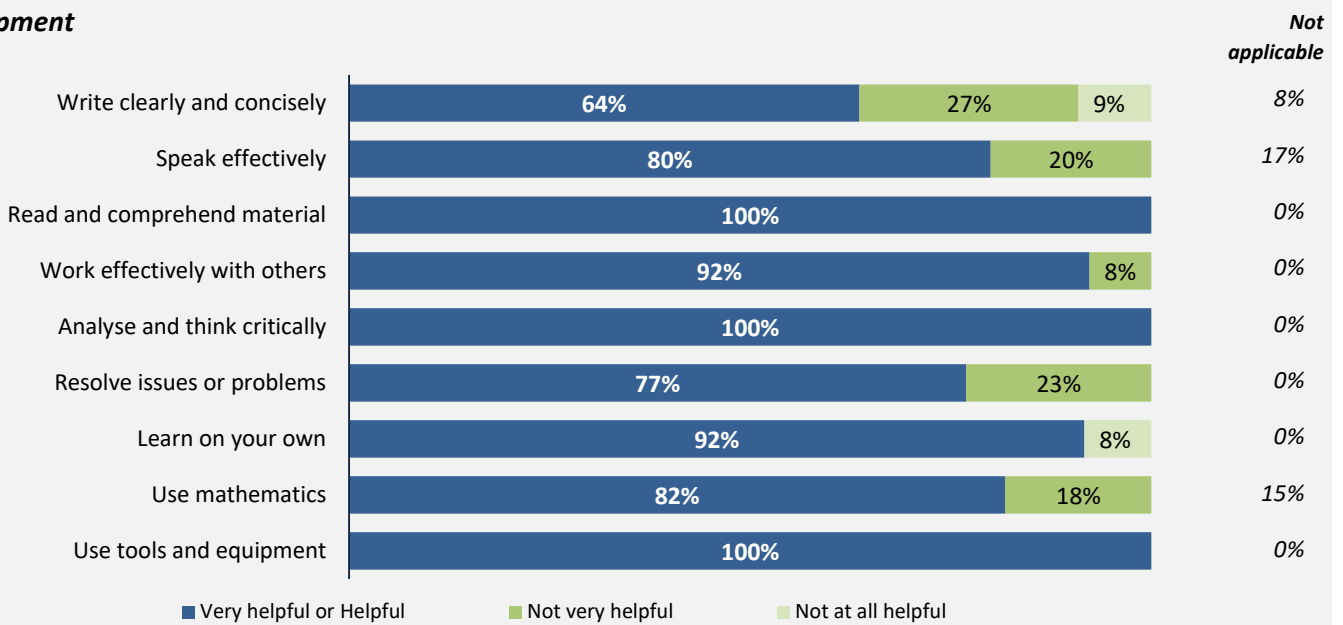
Cohort	24
Respondents	13
Response Rate	54%

Skill Development and Post-Secondary Experience

100%

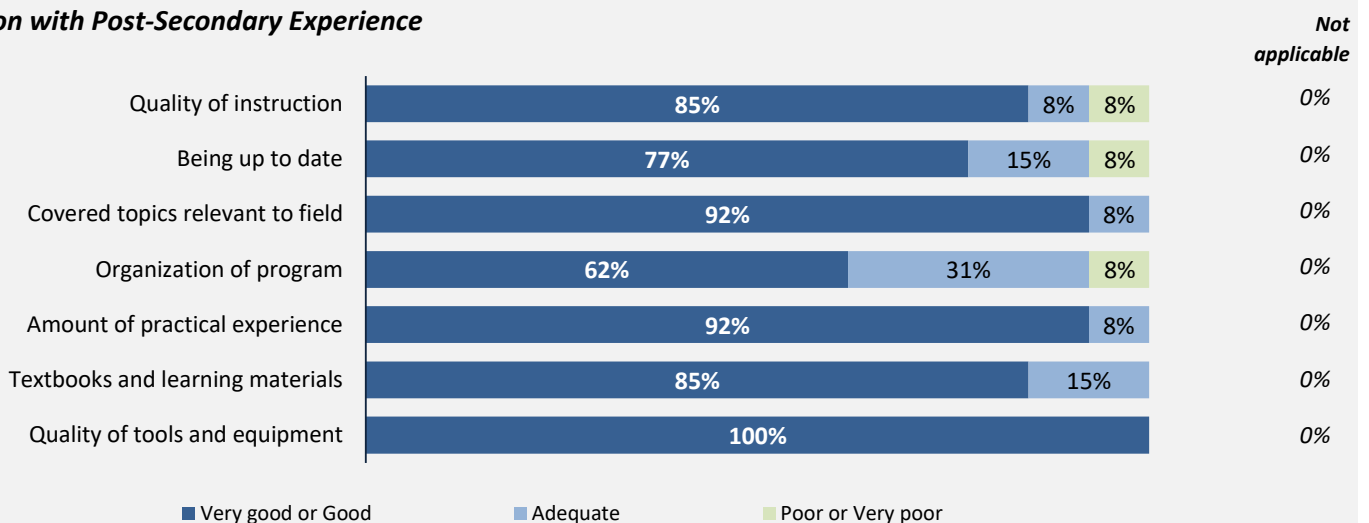
said they were very satisfied or satisfied with the education they received.

Skill Development



Percentages are based on those who gave a valid rating, excluding those who said not applicable.

Satisfaction with Post-Secondary Experience



Percentages are based on those who gave a valid rating, excluding those who said not applicable.

Summary of Survey Results: 2019-2023

Trades Training Type:

Trades foundation, Trades-related vocational programs

Applied filters:

CPC: VCC: Automotive Service Technician;

Cohort	24
Respondents	13
Response Rate	54%

Trades foundation & Trades-related vocational programs

Employment After Leaving School

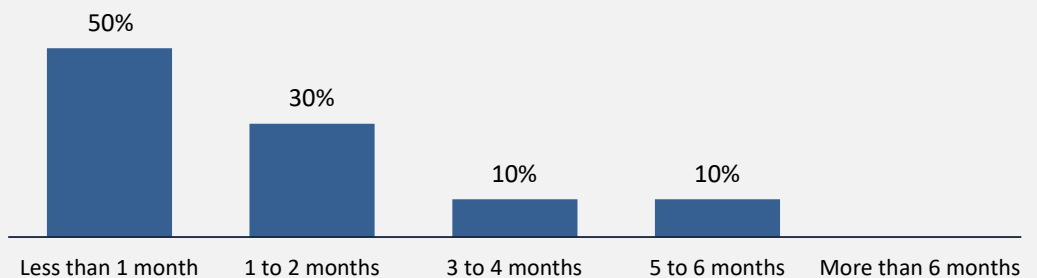
25%

had the same job before or while they were attending school

100%

said their education was useful in getting their job

Time spent looking for employment



Excludes employed respondents who said they had the same job while attending their program

n = 10

Other Education

Trades-related vocational respondents only, results are shown for the education they took before and after their program.

—

took further studies after completing their program
n = -

—

of those who had taken further studies said their program prepared them well

—

of respondents were currently studying
n = -

Further studies related to program

- Very related
- Somewhat related
- Not very related
- Not at all related

Of those who took further studies at a different institution:

—

expected transfer credit
n = -

Of those who expected transfer credit:

—

received transfer credit

—

were very satisfied or satisfied with their transfer experience

Summary of Survey Results: 2019-2023

Trades Training Type:

Trades foundation, Trades-related vocational programs

Applied filters:

CPC: VCC: Automotive Service Technician;

Cohort	24
Respondents	13
Response Rate	54%

had taken previous post-secondary education n = -



Based on those who had taken previous post-secondary education.
Respondents could report more than one type of post-secondary credential.

Transition to Apprenticeship n = 13
The following results are for Trades foundation respondents only.

100%

of Trades foundation respondents tried to get employment as an apprentice after they left their program

100%

of those who tried to get employment as an apprentice were successful

Program prepared them for their apprenticeship training

