

Applied filters:

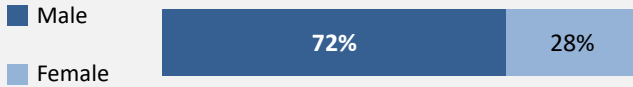
CPC: VCC: Steel Detailing Technician;

Cohort	27
Respondents	18
Response Rate	67%

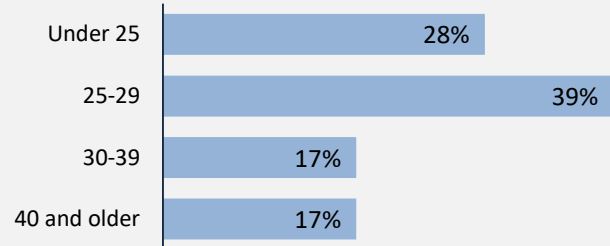
Description of Survey Respondents

Demographics

Gender



Age at the Time of the Survey



Aboriginal Identity

8%

Based on domestic students only.

Median Age

27

Further Education

44%

took further studies after graduating from their program

n = 8

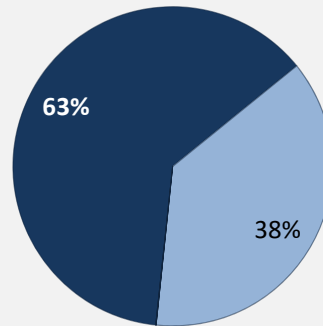
100%

of those who had taken further studies said their program prepared them well

39%

of respondents were currently studying

Further Studies Related to Program



■ Very related ■ Somewhat related
■ Not very related ■ Not at all related

Of those who took further studies at a different institution:

—
 expected transfer credit
n = -

Of those who expected transfer credit:

—
 Received transfer credit


—
 were very satisfied or satisfied with their transfer experience

Past Education

50%

of respondents had taken previous post-secondary education

n = 9



Credentials are based on those who had taken previous post-secondary education. Respondents could report more than one type of post-secondary credential.

Respondents were asked if they took ABE or ESL courses during or prior to their studies

Adult Basic Education

0%

English as a Second Language

12%

Applied filters:

CPC: VCC: Steel Detailing Technician;

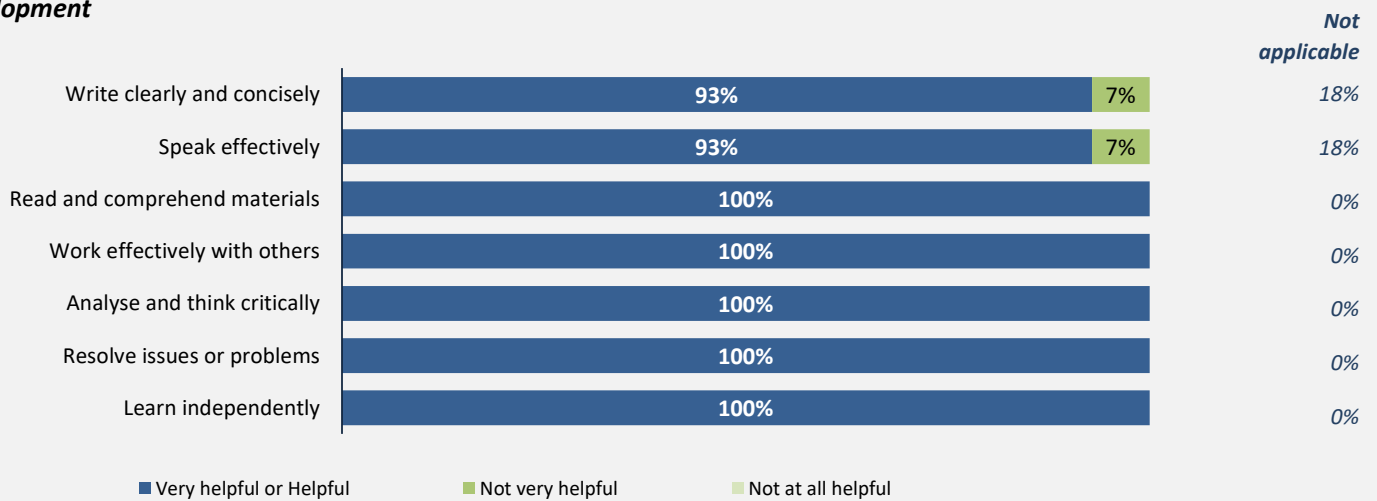
Cohort	27
Respondents	18
Response Rate	67%

Skill Development and Post-Secondary Experience

94%

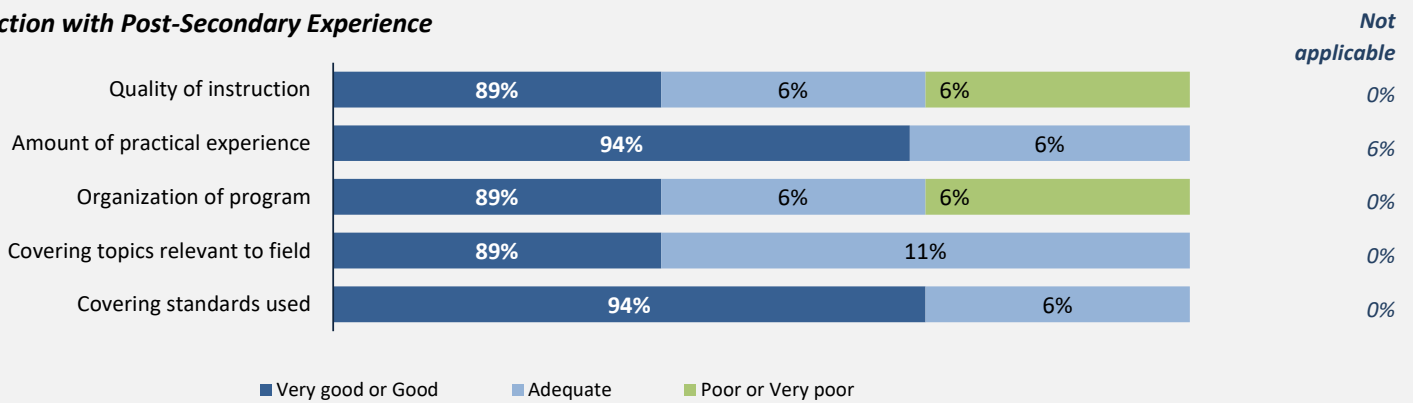
said they were very satisfied or satisfied with the education they received.

Skill Development



Percentages are based on those who gave a valid rating, excluding those who said Not applicable.

Satisfaction with Post-Secondary Experience



Percentages are based on those who gave a valid rating, excluding those who said Not applicable.