

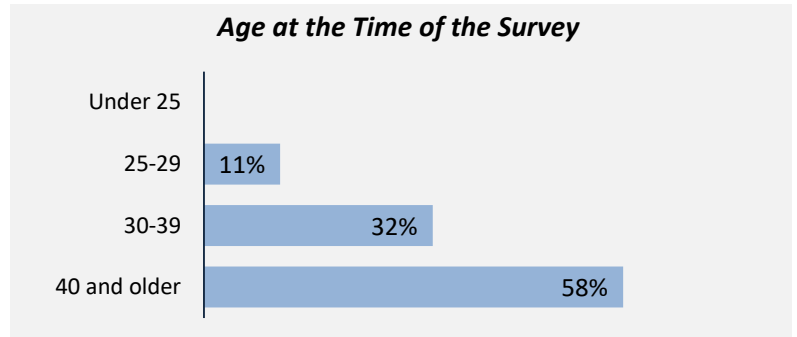
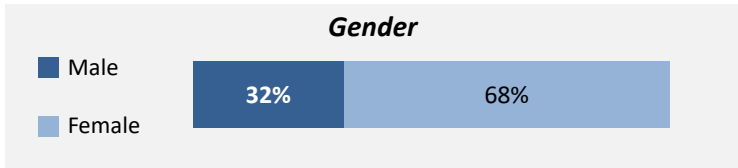
Applied filters:

CPC: VCC: Renal Dialysis;

Cohort	32
Respondents	19
Response Rate	59%

Description of Survey Respondents

Demographics



Aboriginal Identity
0%
Based on domestic students only.

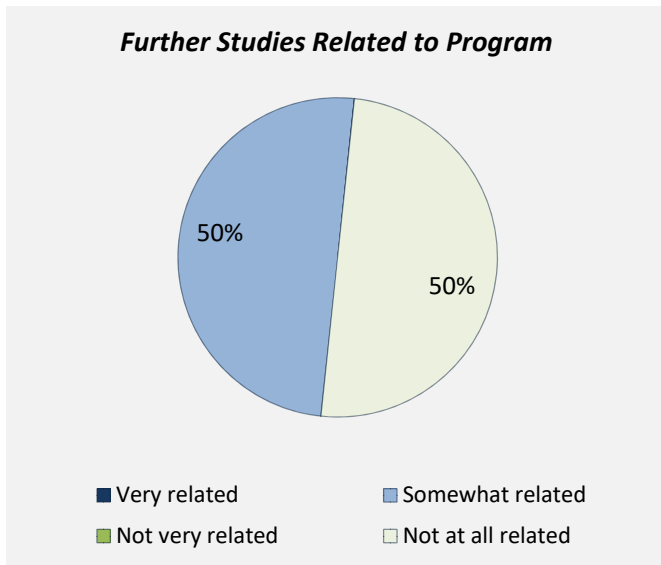
Median Age
42

Further Education

11%
 took further studies after graduating from their program
n = 2

100%
 of those who had taken further studies said their program prepared them well

0%
 of respondents were currently studying



Of those who took further studies at a different institution:
50%
 expected transfer credit
n = 1

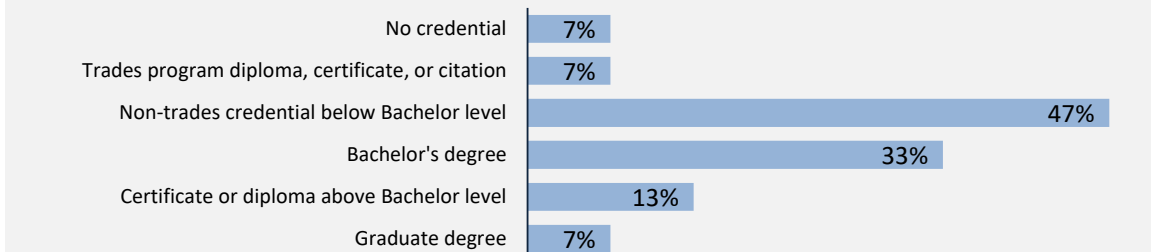
Of those who expected transfer credit:
100%
 Received transfer credit

100%
 were very satisfied or satisfied with their transfer experience

Past Education

79% of respondents had taken previous post-secondary education *n = 15*

Respondents were asked if they took ABE or ESL courses during or prior to their studies



Adult Basic Education
16%

English as a Second Language
47%

Credentials are based on those who had taken previous post-secondary education. Respondents could report more than one type of post-secondary credential.

Applied filters:

CPC: VCC: Renal Dialysis;

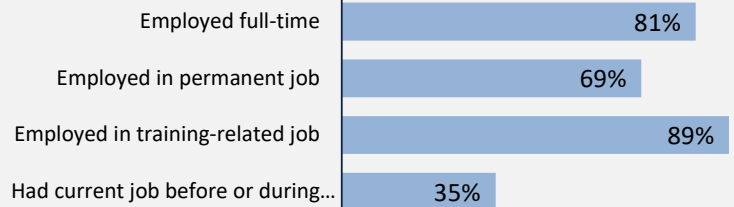
Cohort	32
Respondents	19
Response Rate	59%

Employment Outcomes



The "Employment rate" is the number employed as a percentage of all respondents. The "Unemployment rate" is the number of unemployed as a percentage of respondents in the labour force.

Of those employed: n = 18



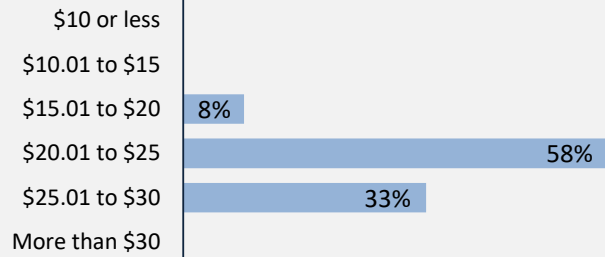
Weekly Hours Worked (median, main job)

30

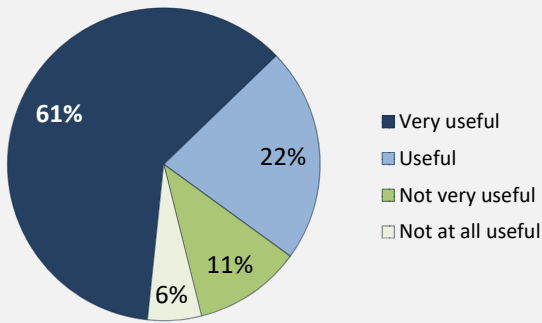
Hourly Wage (median, main job)

\$25

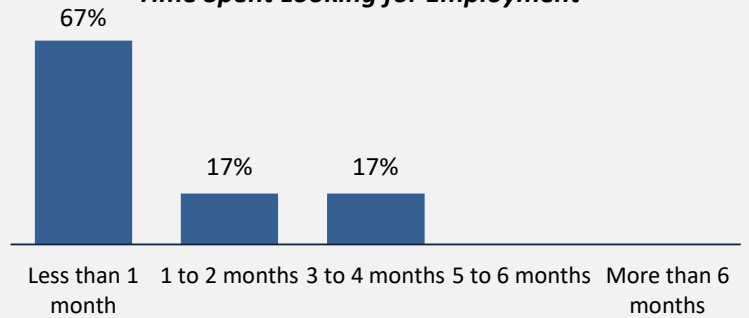
Hourly Wage Group (main job)



Skills and Knowledge Gained Useful in Performing Job



Time Spent Looking for Employment



Top Occupations (4-digit NOC)

	# Employed	% of those employed
3212: Medical laboratory technicians and pathologists' assistants	8	44%
3219: Other medical technologists and technicians (except dental health)	7	39%
3413: Nurse aides, orderlies and patient service associates	2	11%
3414: Other assisting occupations in support of health services	1	6%
Total of top occupations	18	100%
Total employed	18	

Applied filters:

CPC: VCC: Renal Dialysis;

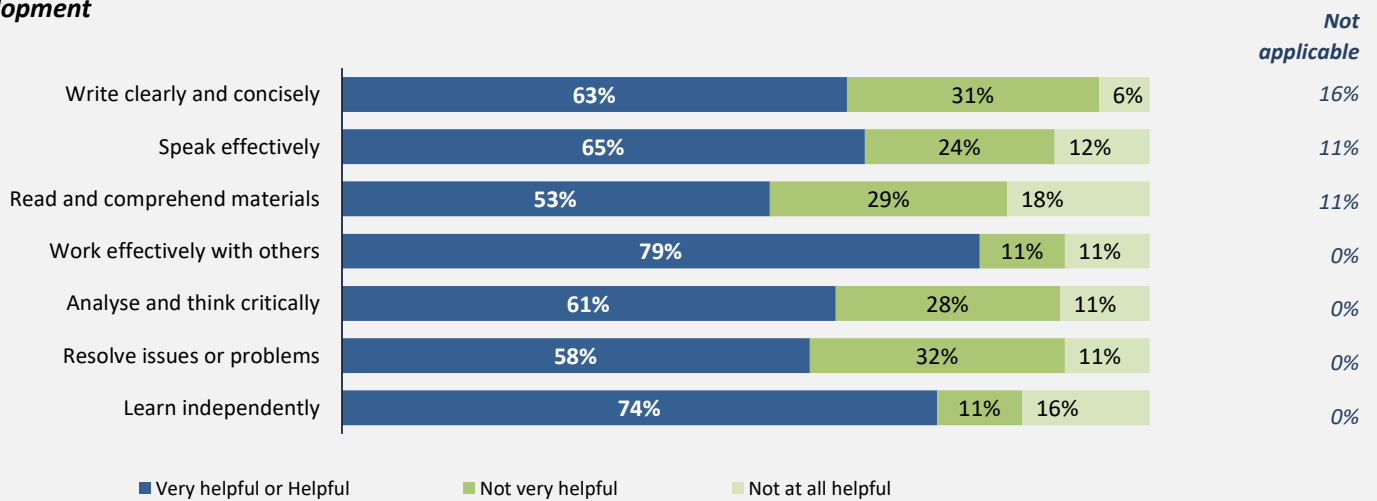
Cohort	32
Respondents	19
Response Rate	59%

Skill Development and Post-Secondary Experience

63%

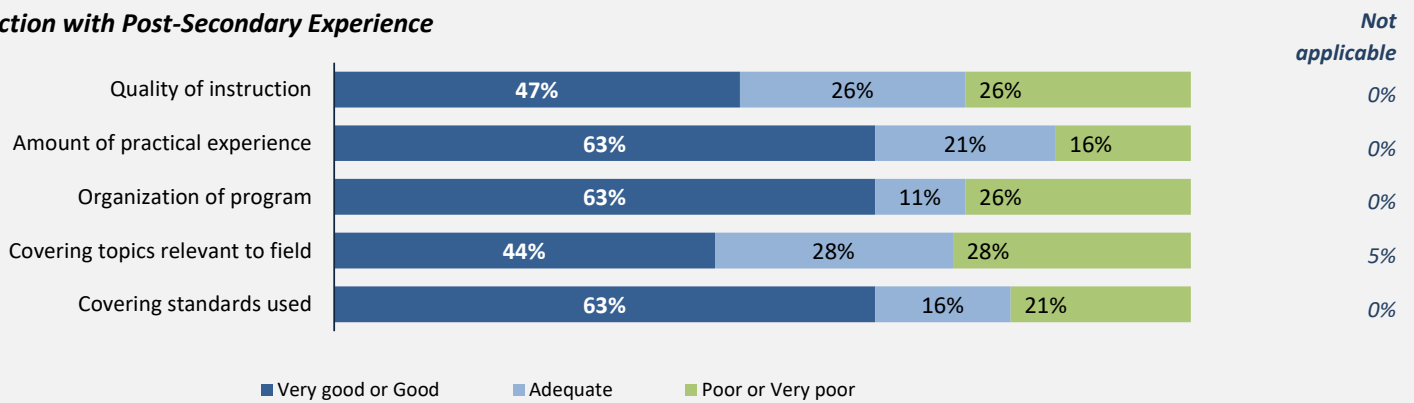
said they were very satisfied or satisfied with the education they received.

Skill Development



Percentages are based on those who gave a valid rating, excluding those who said Not applicable.

Satisfaction with Post-Secondary Experience



Percentages are based on those who gave a valid rating, excluding those who said Not applicable.