

Applied filters:

CPC: VCC: Leadership Business;

Cohort 15
 Respondents 7
 Response Rate 47%

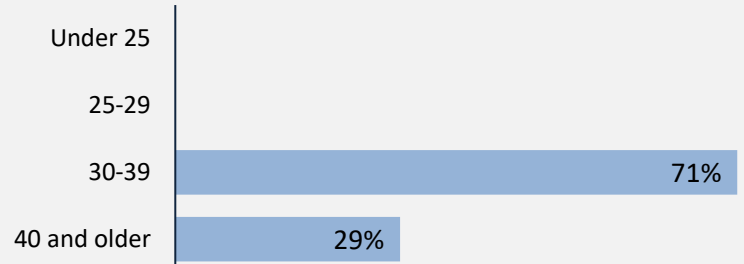
Description of Survey Respondents

Demographics

Gender



Age at the Time of the Survey



Aboriginal Identity

0%

Based on domestic students only.

Median Age

34

Further Education

29%

took further studies after graduating from their program

n = 2

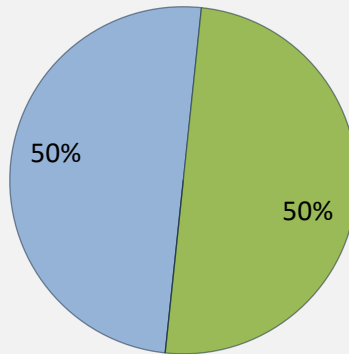
100%

of those who had taken further studies said their program prepared them well

14%

of respondents were currently studying

Further Studies Related to Program



Very related, Somewhat related, Not very related, Not at all related

Of those who took further studies at a different institution:

0%

expected transfer credit *n = 0*

Of those who expected transfer credit:

—

Received transfer credit

—

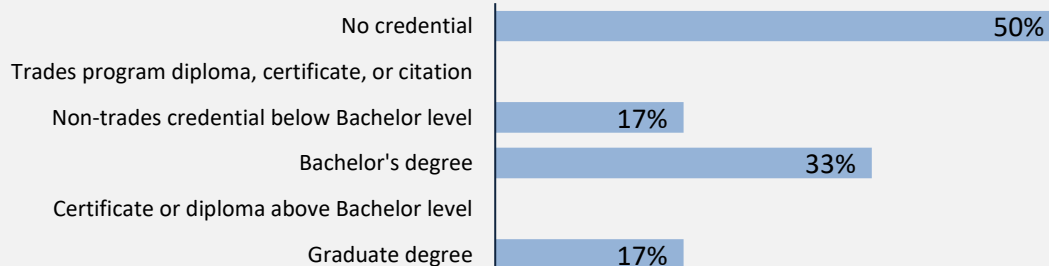
were very satisfied or satisfied with their transfer experience

Past Education

86%

of respondents had taken previous post-secondary education

n = 6



Credentials are based on those who had taken previous post-secondary education. Respondents could report more than one type of post-secondary credential.

Respondents were asked if they took ABE or ESL courses during or prior to their studies

Adult Basic Education

0%

English as a Second Language

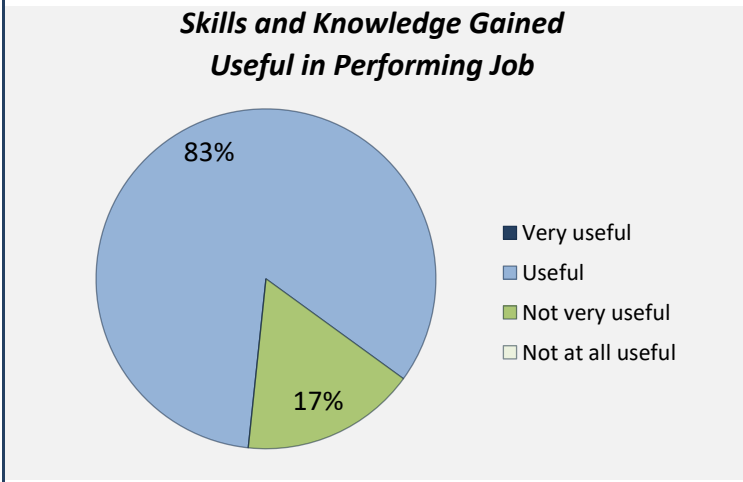
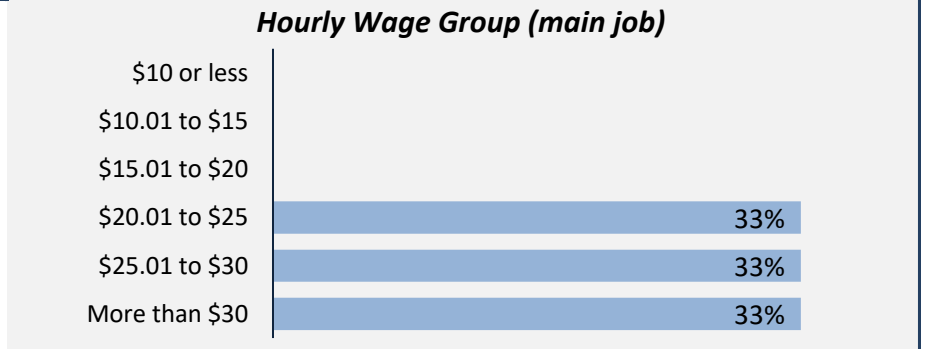
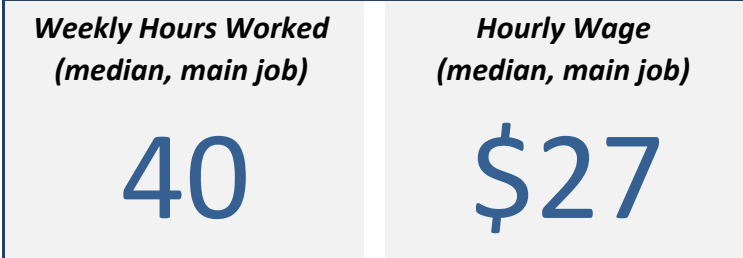
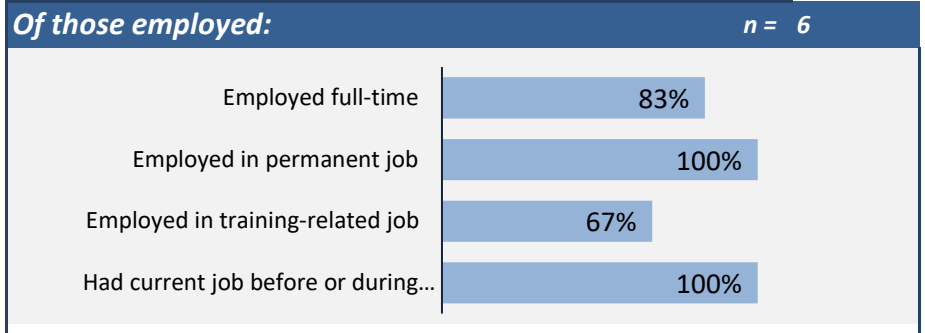
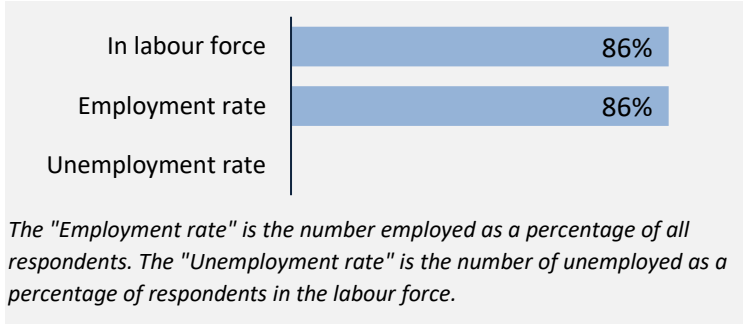
0%

Applied filters:

CPC: VCC: Leadership Business;

Cohort 15
Respondents 7
Response Rate 47%

Employment Outcomes



Top Occupations (4-digit NOC)

	# Employed	% of those employed
4212: Social and community service workers	1	17%
XXXX: Unclassified occupations	1	17%
5254: Program leaders and instructors in recreation, sport and fitness	1	17%
1221: Administrative officers	1	17%
0911: Manufacturing managers	1	17%
1241: Administrative assistants	1	17%
Total of top occupations	6	100%
Total employed	6	

Applied filters:

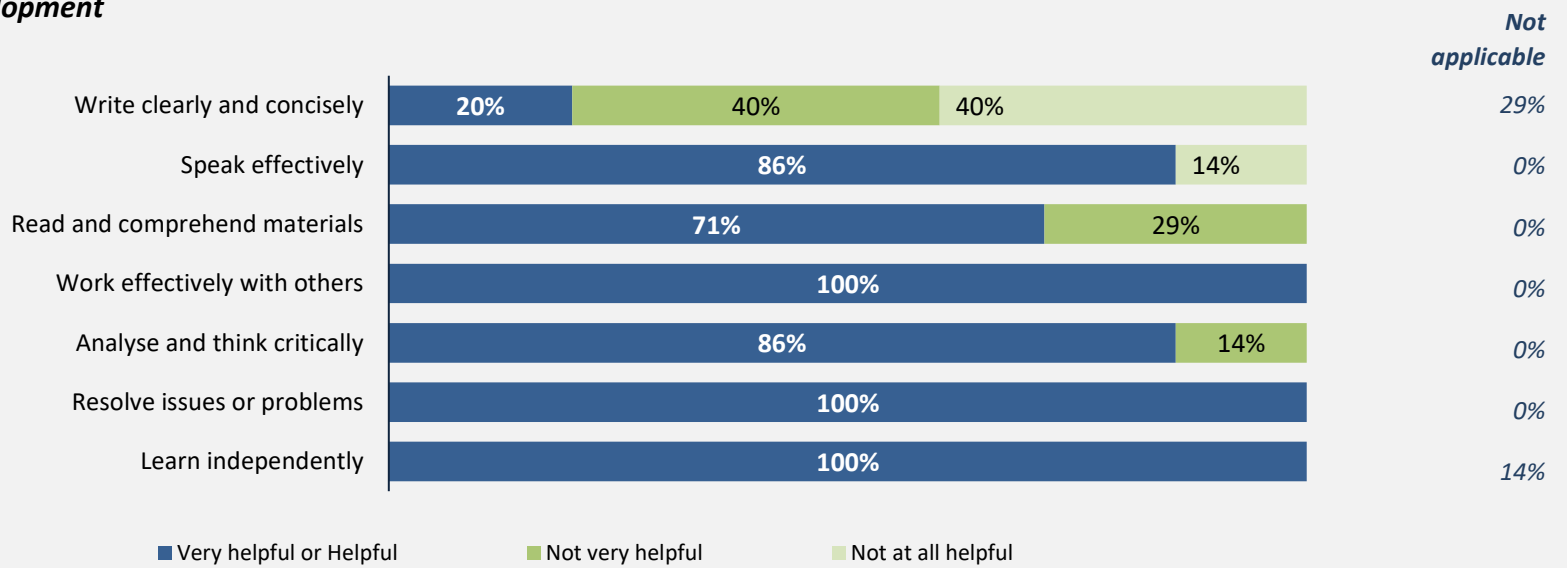
CPC: VCC: Leadership Business;

Cohort	15
Respondents	7
Response Rate	47%

Skill Development and Post-Secondary Experience

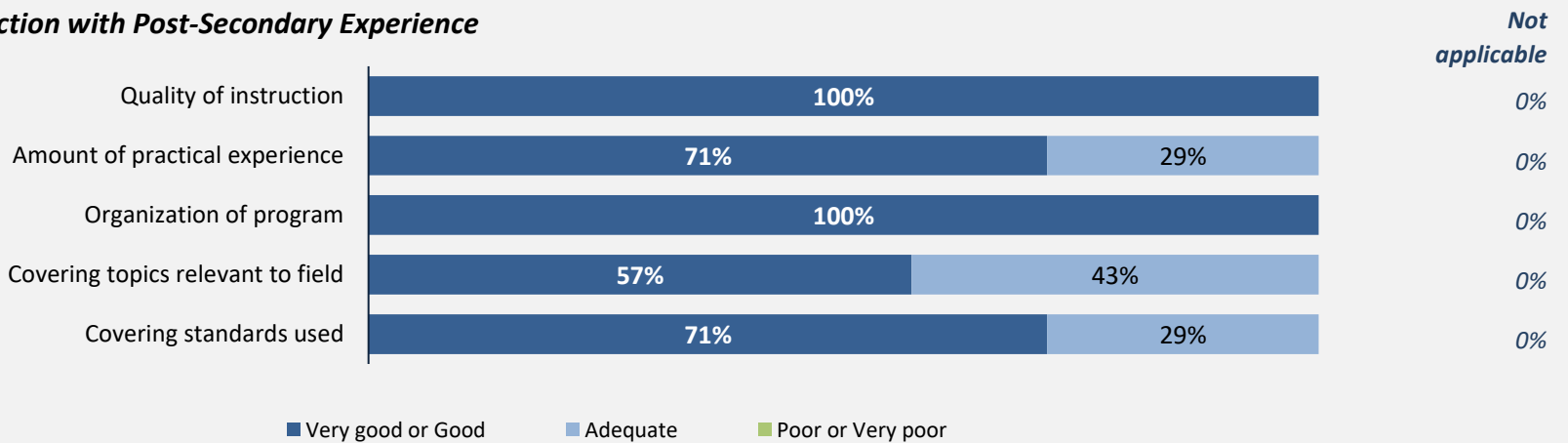
100% said they were very satisfied or satisfied with the education they received.

Skill Development



Percentages are based on those who gave a valid rating, excluding those who said Not applicable.

Satisfaction with Post-Secondary Experience



Percentages are based on those who gave a valid rating, excluding those who said Not applicable.

Applied filters:

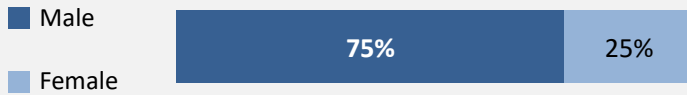
CPC: VCC: Leadership Coaching Associate Certificate;

Cohort	5
Respondents	4
Response Rate	80%

Description of Survey Respondents

Demographics

Gender



Age at the Time of the Survey



Aboriginal Identity

25%

Based on domestic students only.

Median Age

58

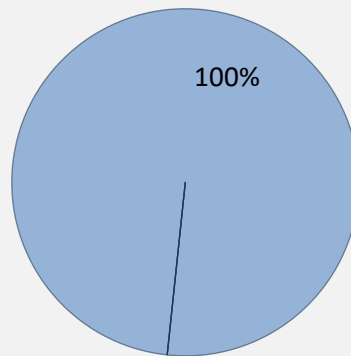
Further Education

50%

took further studies after graduating from their program

n = 2

Further Studies Related to Program



■ Very related ■ Somewhat related
■ Not very related ■ Not at all related

Of those who took further studies at a different institution:

0%

expected transfer credit
n = 0

Of those who expected transfer credit:

—

Received transfer credit

—

were very satisfied or satisfied with their transfer experience

100%

of those who had taken further studies said their program prepared them well

50%

of respondents were currently studying

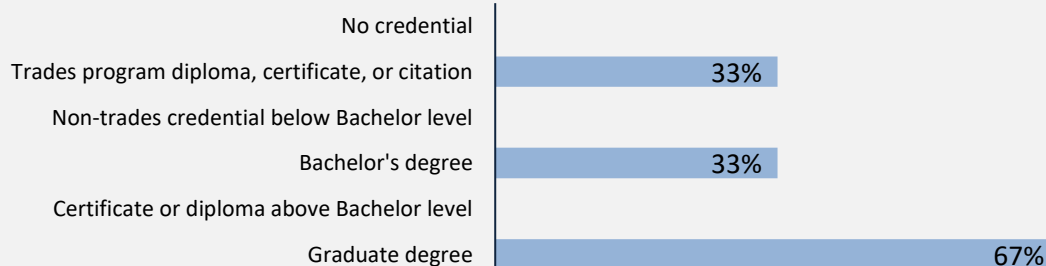
Past Education

75%

of respondents had taken previous post-secondary education

n = 3

Respondents were asked if they took ABE or ESL courses during or prior to their studies



Credentials are based on those who had taken previous post-secondary education. Respondents could report more than one type of post-secondary credential.

Adult Basic Education

0%

English as a Second Language

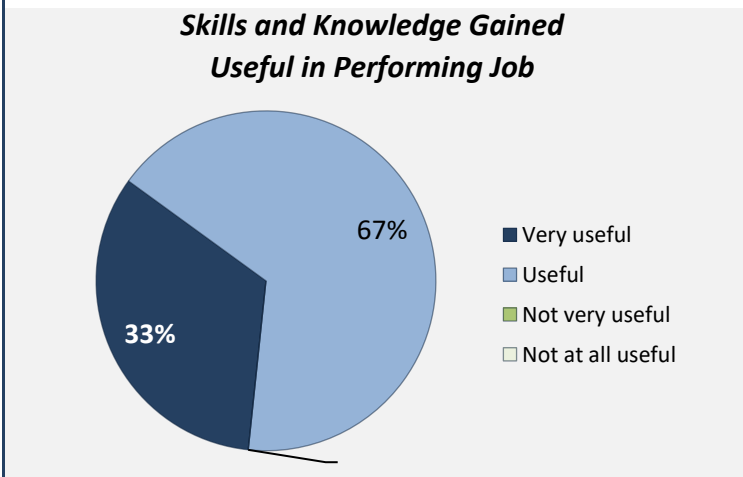
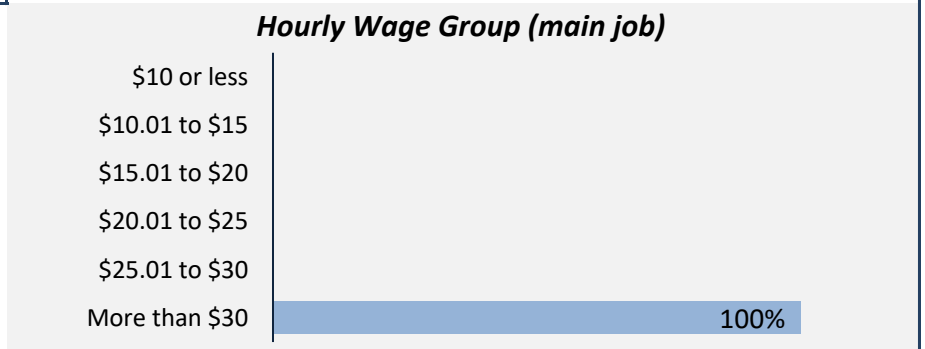
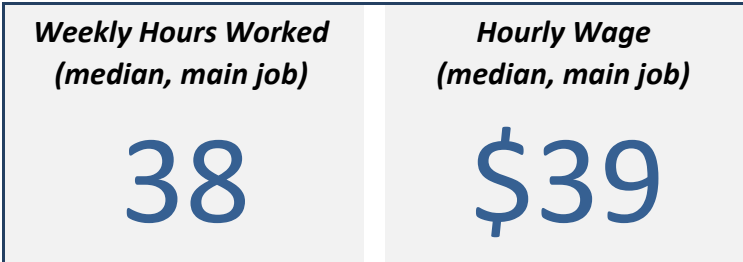
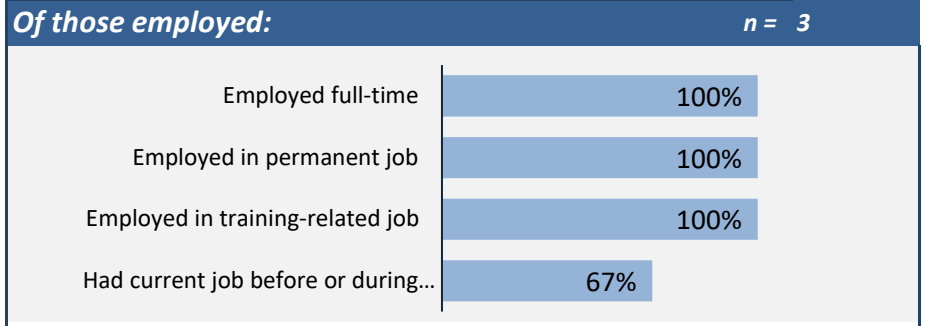
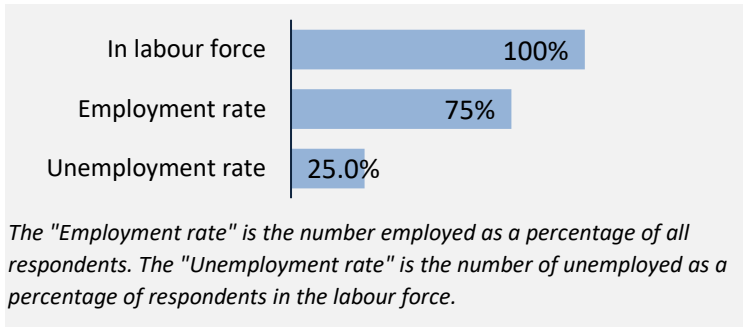
0%

Applied filters:

CPC: VCC: Leadership Coaching Associate Certificate;

Cohort	5
Respondents	4
Response Rate	80%

Employment Outcomes



Top Occupations (4-digit NOC)

	# Employed	% of those employed
1122: Professional occupations in business management consulting	1	33%
6411: Sales and account representatives - wholesale trade (non-technical)	1	33%
4164: Social policy researchers, consultants and program officers	1	33%
Total of top occupations	3	100%
Total employed	3	

Applied filters:

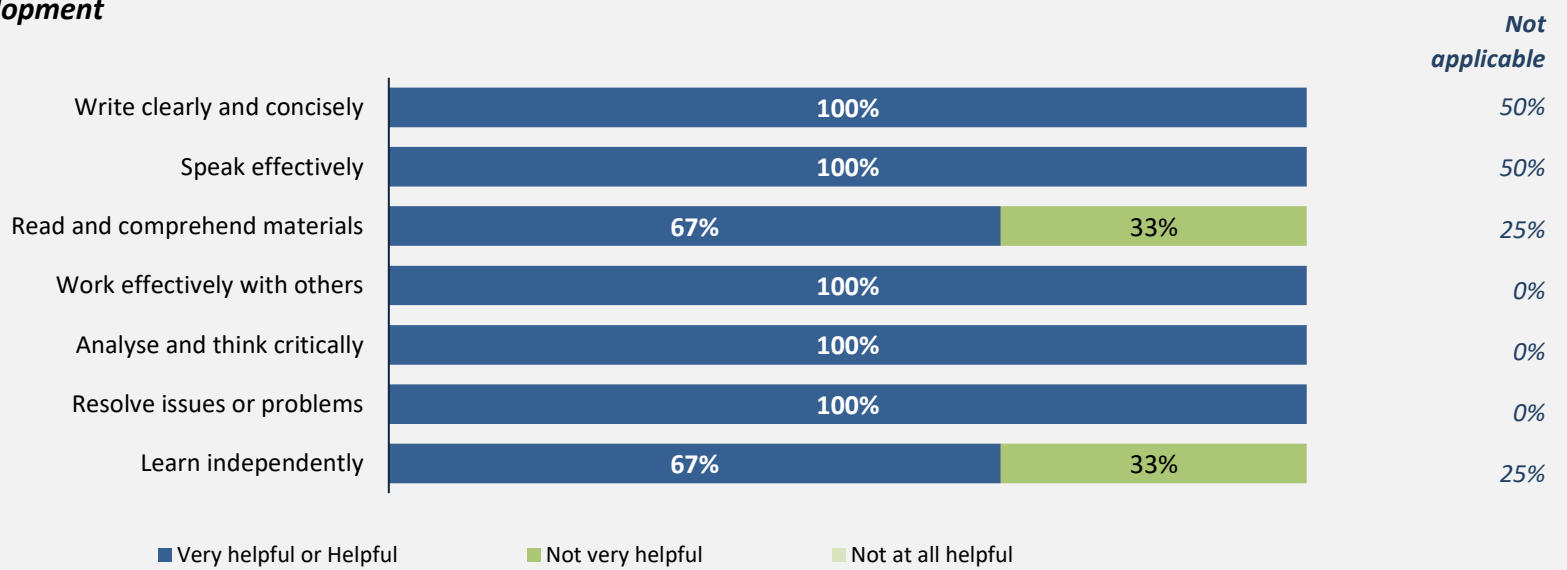
CPC: VCC: Leadership Coaching Associate Certificate;

Cohort	5
Respondents	4
Response Rate	80%

Skill Development and Post-Secondary Experience


100% said they were very satisfied or satisfied with the education they received.

Skill Development



Percentages are based on those who gave a valid rating, excluding those who said Not applicable.

Satisfaction with Post-Secondary Experience



Percentages are based on those who gave a valid rating, excluding those who said Not applicable.

Applied filters:

CPC: VCC: Leadership Coaching;

Cohort	9
Respondents	3
Response Rate	33%

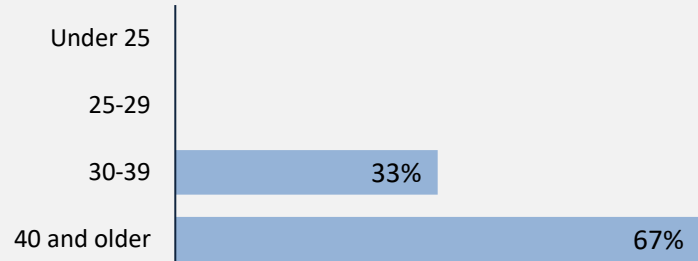
Description of Survey Respondents

Demographics

Gender



Age at the Time of the Survey



Aboriginal Identity

0%

Based on domestic students only.

Median Age

44

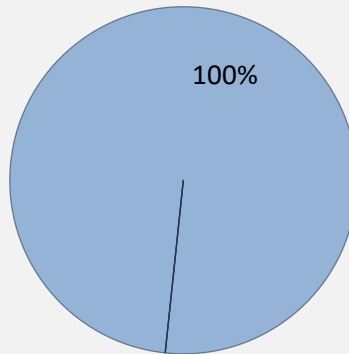
Further Education

33%

took further studies after graduating from their program

n = 1

Further Studies Related to Program



■ Very related ■ Somewhat related
■ Not very related ■ Not at all related

Of those who took further studies at a different institution:

0%

expected transfer credit
n = 0

Of those who expected transfer credit:

—

Received transfer credit

—

were very satisfied or satisfied with their transfer experience

100%

of those who had taken further studies said their program prepared them well

0%

of respondents were currently studying

Past Education

100%

of respondents had taken previous post-secondary education

n = 3


Respondents were asked if they took ABE or ESL courses during or prior to their studies

Adult Basic Education

0%

English as a Second Language

33%



Credentials are based on those who had taken previous post-secondary education. Respondents could report more than one type of post-secondary credential.

Applied filters:

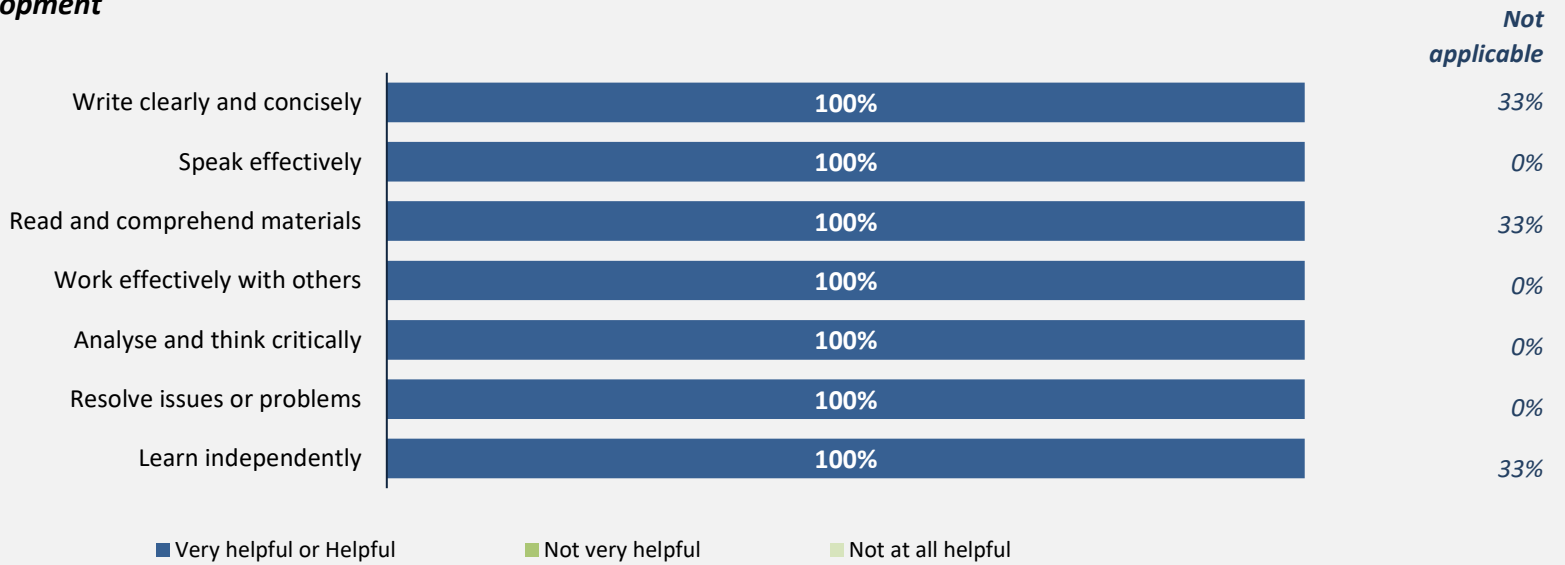
CPC: VCC: Leadership Coaching;

Cohort	9
Respondents	3
Response Rate	33%

Skill Development and Post-Secondary Experience

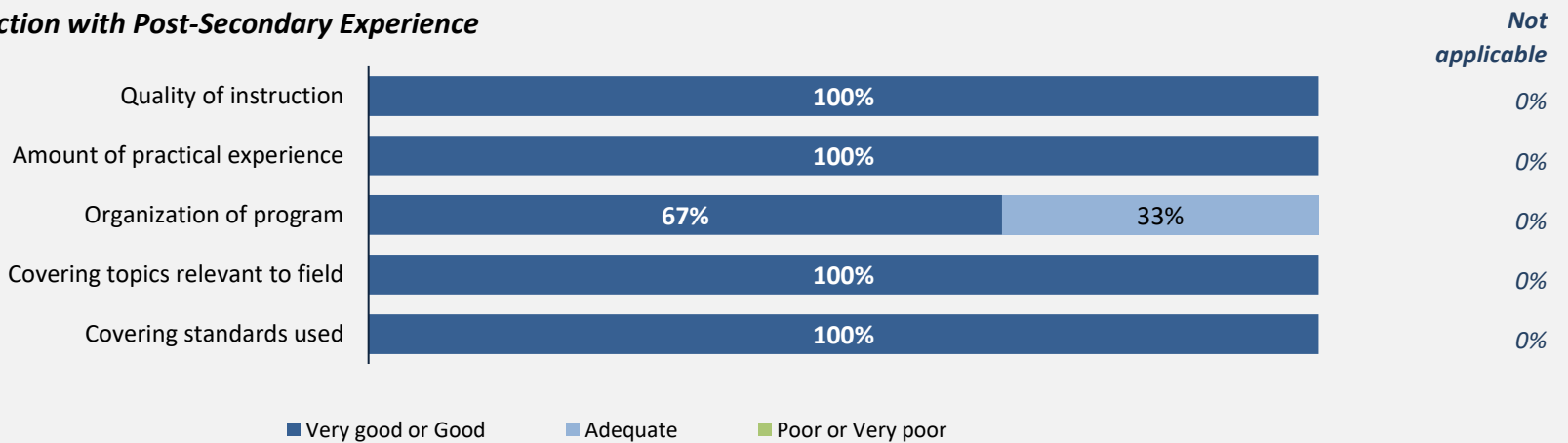
100% said they were very satisfied or satisfied with the education they received.

Skill Development



Percentages are based on those who gave a valid rating, excluding those who said Not applicable.

Satisfaction with Post-Secondary Experience



Percentages are based on those who gave a valid rating, excluding those who said Not applicable.

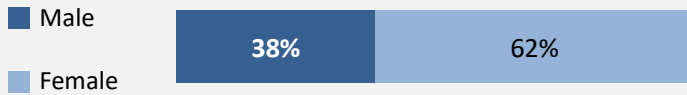
Applied filters:
 CPC: VCC: Leadership;

Cohort 35
 Respondents 13
 Response Rate 37%

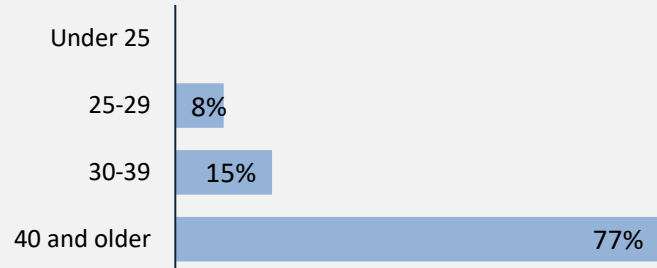
Description of Survey Respondents

Demographics

Gender



Age at the Time of the Survey



Aboriginal Identity

0%

Based on domestic students only.

Median Age

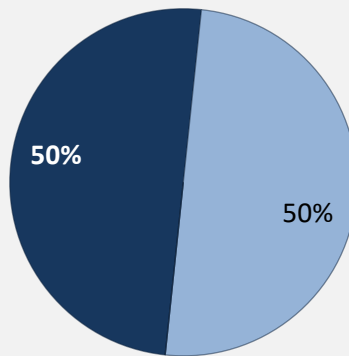
44

Further Education

15%

took further studies after graduating from their program
 n = 2

Further Studies Related to Program



Of those who took further studies at a different institution:

0%

expected transfer credit
 n = 0

100%

of those who had taken further studies said their program prepared them well

Of those who expected transfer credit:

—

Received transfer credit

15%

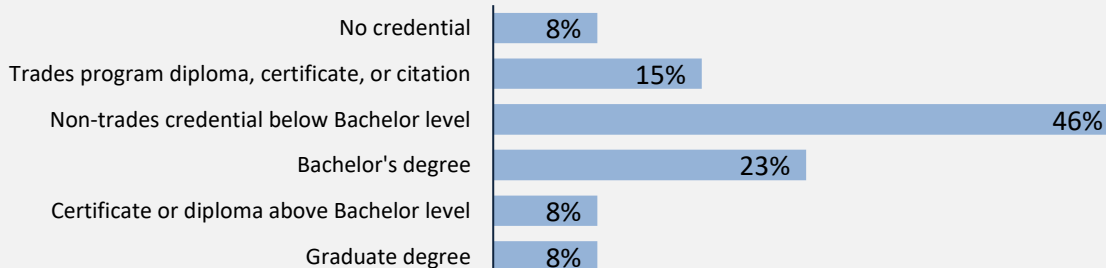
of respondents were currently studying

—
 were very satisfied or satisfied with their transfer experience

Past Education

100% of respondents had taken previous post-secondary education n = 13

Respondents were asked if they took ABE or ESL courses during or prior to their studies



Credentials are based on those who had taken previous post-secondary education.
 Respondents could report more than one type of post-secondary credential.

Adult Basic Education

8%

English as a Second Language

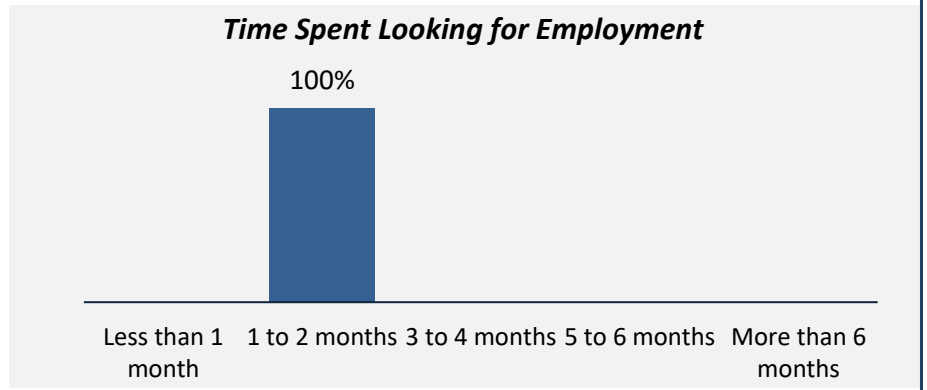
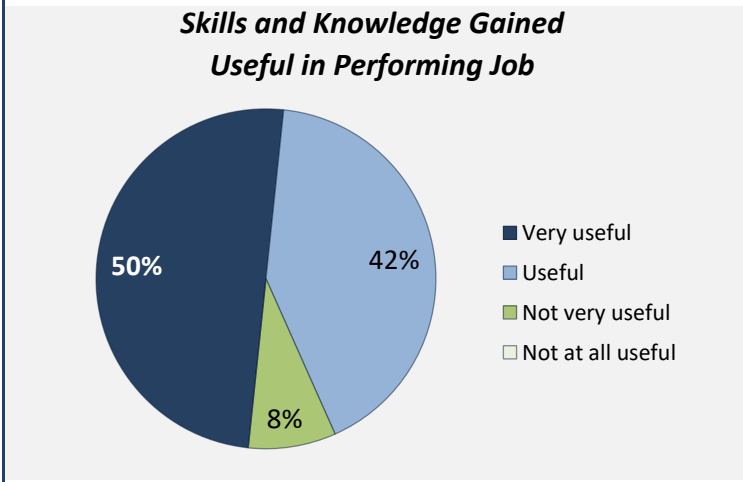
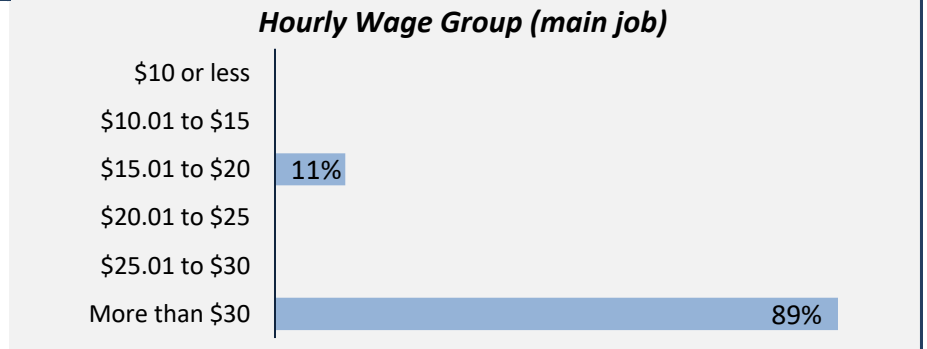
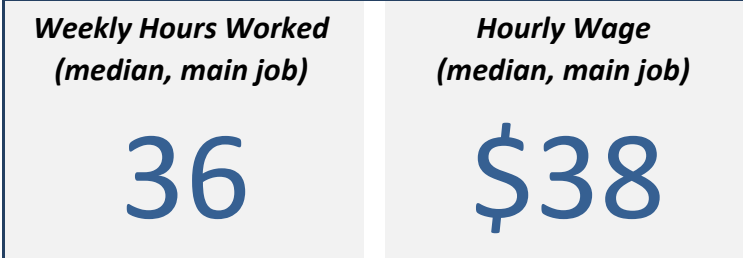
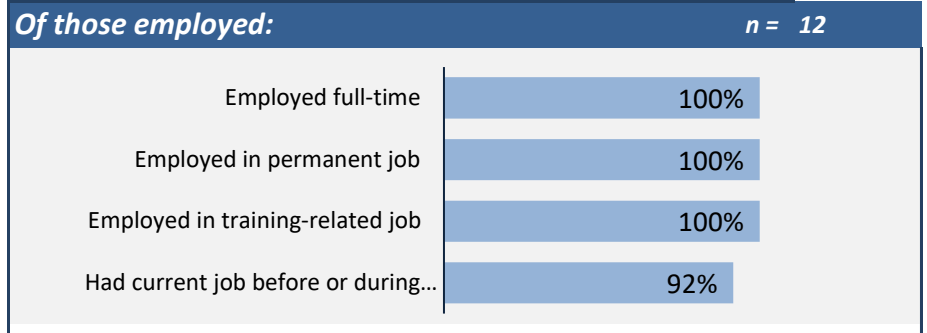
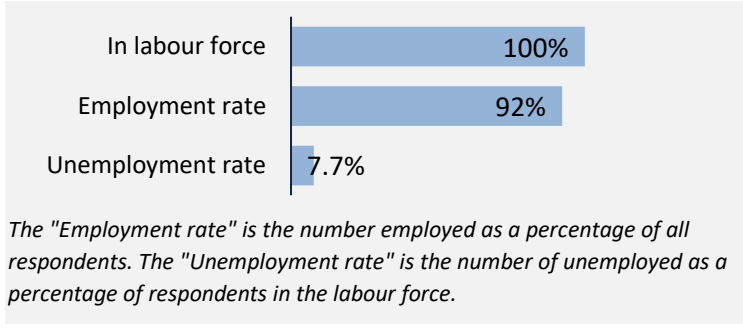
0%

Applied filters:

CPC: VCC: Leadership;

Cohort	35
Respondents	13
Response Rate	37%

Employment Outcomes



Top Occupations (4-digit NOC)

	# Employed	% of those employed
1241: Administrative assistants	2	17%
2153: Urban and land use planners	2	17%
8255: Contractors and supervisors, landscaping, grounds maintenance and horticulture services	1	8%
5254: Program leaders and instructors in recreation, sport and fitness	1	8%
4423: By-law enforcement and other regulatory officers, n.e.c.	1	8%
0211: Engineering managers	1	8%
7302: Contractors and supervisors, heavy equipment operator crews	1	8%
0111: Financial managers	1	8%
0621: Retail and wholesale trade managers	1	8%
4033: Educational counsellors	1	8%
<i>Total of top occupations</i>	12	100%
<i>Total employed</i>	12	

Applied filters:
 CPC: VCC: Leadership;

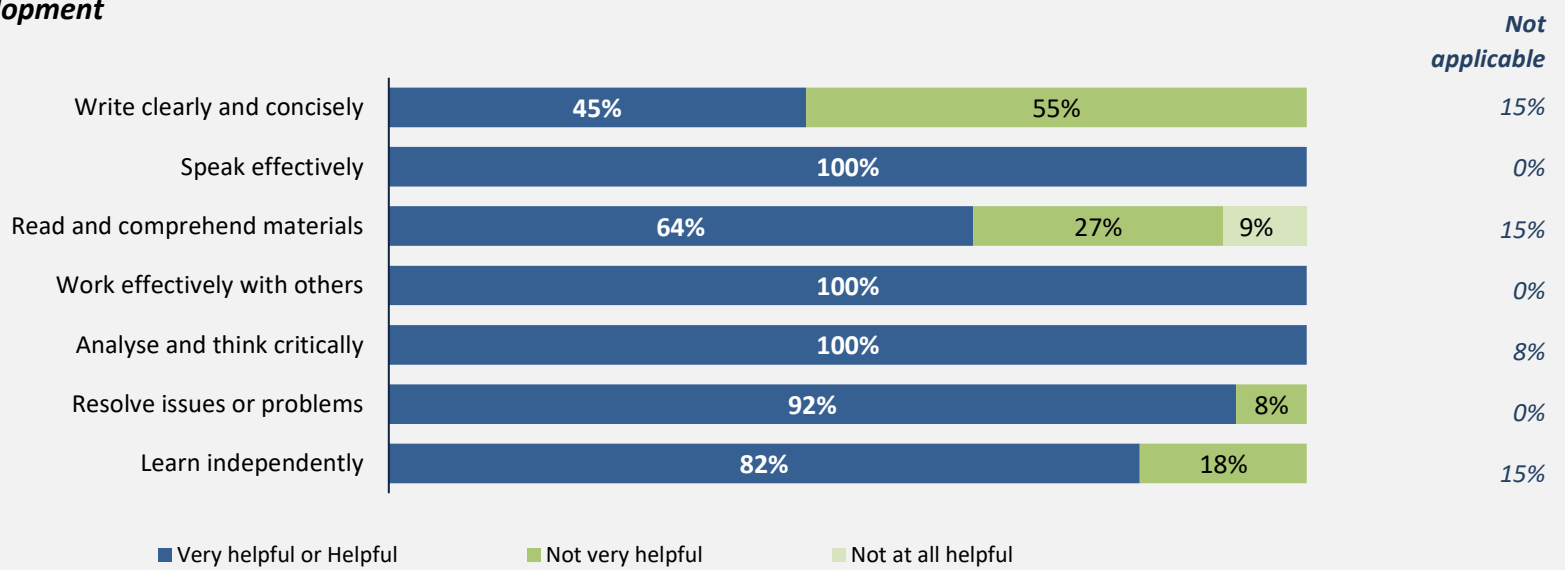
Cohort 35
Respondents 13
Response Rate 37%

Skill Development and Post-Secondary Experience

92%

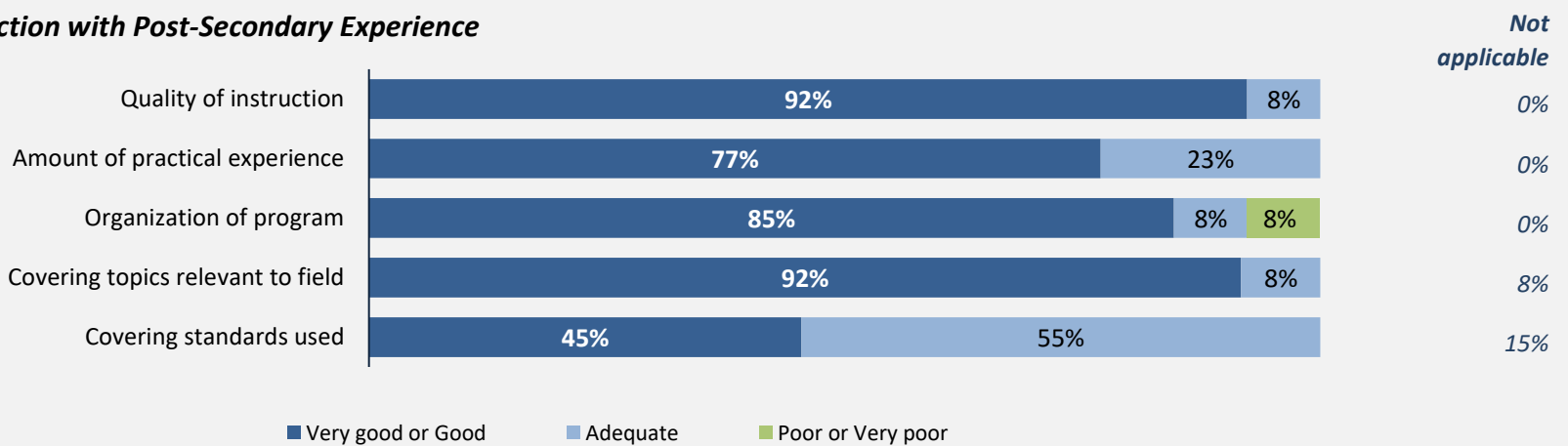
said they were very satisfied or satisfied with the education they received.

Skill Development



Percentages are based on those who gave a valid rating, excluding those who said Not applicable.

Satisfaction with Post-Secondary Experience



Percentages are based on those who gave a valid rating, excluding those who said Not applicable.