

# Summary of Survey Results: 2019-2023

Trades Training Type:

*Progressive apprenticeship, Traditional apprenticeship, Trades foundation, and Trades-related vocational programs*

**Applied filters:**

CPC: VCC: Heavy Duty Equipment Technician Apprentice;

Cohort	172
Respondents	78
Response Rate	45%

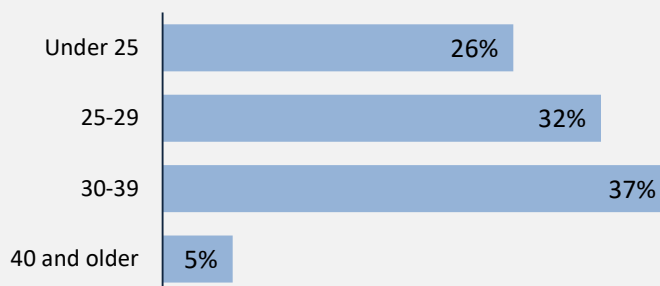
## Description of Survey Respondents

### Demographics

#### Gender



#### Age at the Time of the Survey



#### Aboriginal Identity

3%

*Based on domestic students only*

#### Median Age

28

### About the Respondents

13%

*relocated from their hometown to attend program*


10%

*took **Adult Basic Education** courses during or prior to their trades training program*

3%

*took **English as a Second Language** courses during or prior to their trades training program*

### Region respondents were living in at the time of the survey



# Summary of Survey Results: 2019-2023

Trades Training Type:

*Progressive apprenticeship, Traditional apprenticeship, Trades foundation, and Trades-related vocational programs*

**Applied filters:**

CPC: VCC: Heavy Duty Equipment Technician Apprentice;

<b>Cohort</b>	<b>172</b>
<b>Respondents</b>	<b>78</b>
<b>Response Rate</b>	<b>45%</b>

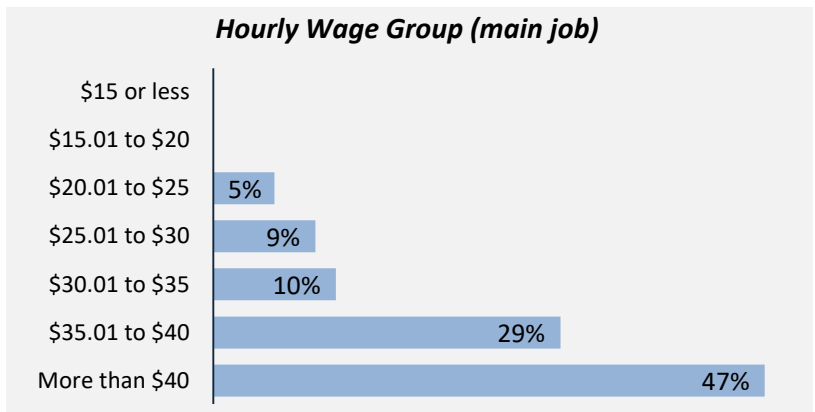
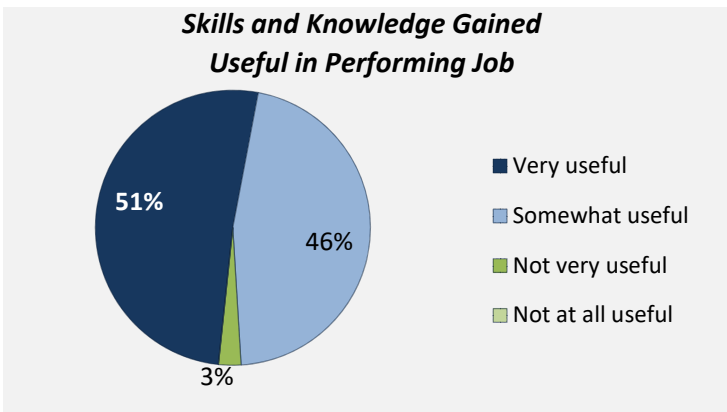
## Employment Outcomes

<p><b>In the labour force</b></p> <h1 style="margin: 0;">99%</h1>	<p><b>Employment rate</b></p> <h1 style="margin: 0;">99%</h1>	<p><b>Unemployment rate</b></p> <h1 style="margin: 0;">0.0%</h1>
---	---	--

The "Employment rate" is the number employed as a percentage of all respondents.  
 The "Unemployment rate" is the number of unemployed as a percentage of respondents in the labour force.

### Of those employed: n = 76

<table border="0"> <tr> <td style="padding: 5px;">Employed full-time</td> <td style="text-align: right; padding: 5px;">99%</td> </tr> <tr> <td style="padding: 5px;">Employed in training-related job</td> <td style="text-align: right; padding: 5px;">96%</td> </tr> <tr> <td style="padding: 5px;">Employed in permanent position</td> <td style="text-align: right; padding: 5px;">99%</td> </tr> </table>	Employed full-time	99%	Employed in training-related job	96%	Employed in permanent position	99%	<p><b>Hourly Wage</b> (median, main job)</p> <h1 style="margin: 0;">\$40</h1>	<p><b>Hours Worked</b> (median, main job)</p> <h1 style="margin: 0;">40</h1>
Employed full-time	99%							
Employed in training-related job	96%							
Employed in permanent position	99%							



Top Occupations (4-digit NOC)	# employed	% of those employed
7312: Heavy-duty equipment mechanics	51	67%
7321: Automotive service technicians, truck and bus mechanics and mechanical repairers	13	17%
7451: Longshore workers	4	5%
XXXX: Unclassified occupations	2	3%
9526: Mechanical assemblers and inspectors	1	1%
2274: Engineer officers, water transport	1	1%
7371: Crane operators	1	1%
7384: Other trades and related occupations, n.e.c.	1	1%
7612: Other trades helpers and labourers	1	1%
7301: Contractors and supervisors, mechanic trades	1	1%
<b>Total of top occupations</b>	<b>76</b>	<b>100%</b>
<b>Total employed</b>	<b>76</b>	

# Summary of Survey Results: 2019-2023

Trades Training Type:

*Progressive apprenticeship, Traditional apprenticeship, Trades foundation, and Trades-related vocational programs*

**Applied filters:**

CPC: VCC: Heavy Duty Equipment Technician Apprentice;

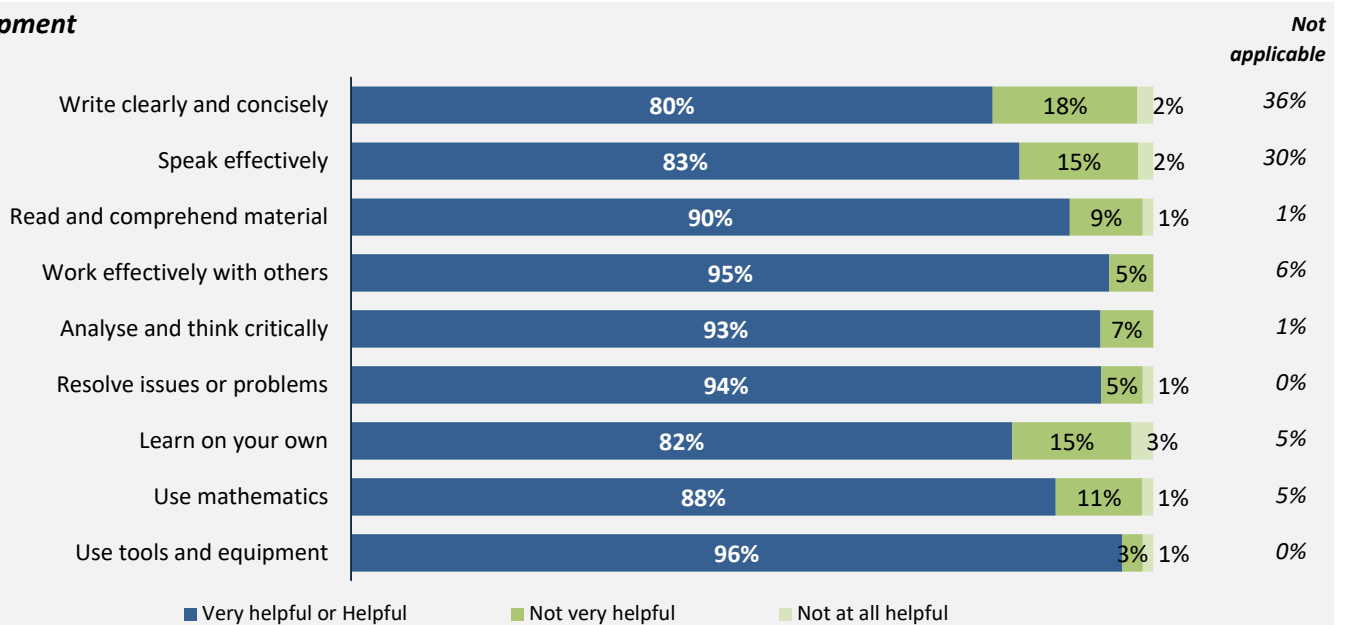
<b>Cohort</b>	<b>172</b>
<b>Respondents</b>	<b>78</b>
<b>Response Rate</b>	<b>45%</b>

## Skill Development and Post-Secondary Experience

# 91%

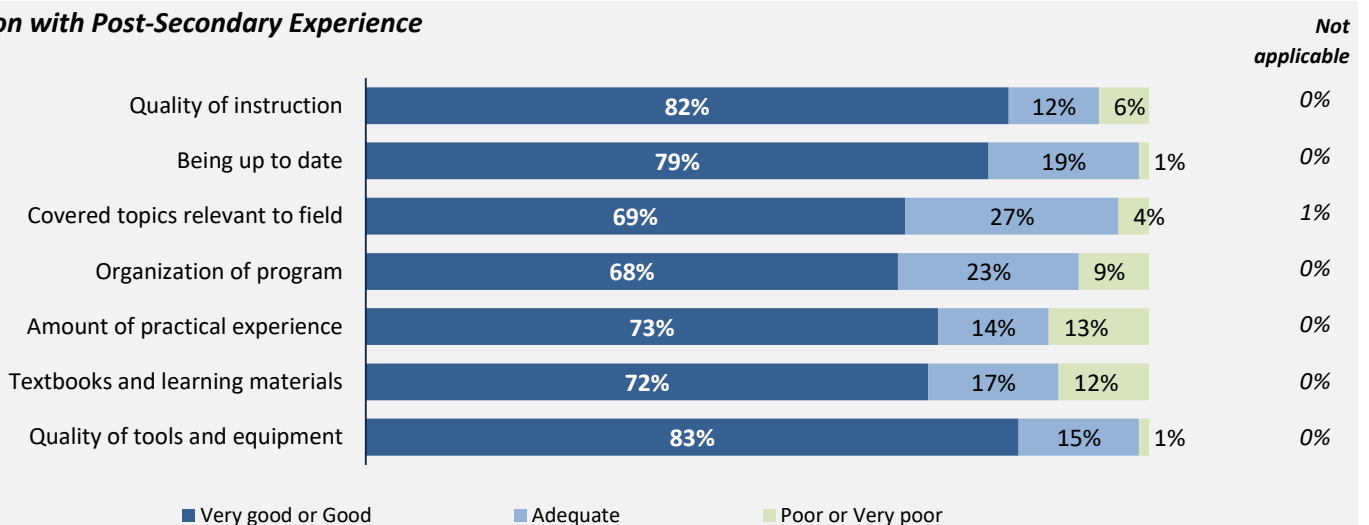
said they were very satisfied or satisfied with the education they received.

### Skill Development



Percentages are based on those who gave a valid rating, excluding those who said not applicable.

### Satisfaction with Post-Secondary Experience



Percentages are based on those who gave a valid rating, excluding those who said not applicable.

# Summary of Survey Results: 2019-2023

Trades Training Type:

*Progressive apprenticeship, Traditional apprenticeship*

**Applied filters:**

CPC: VCC: Heavy Duty Equipment Technician Apprentice;

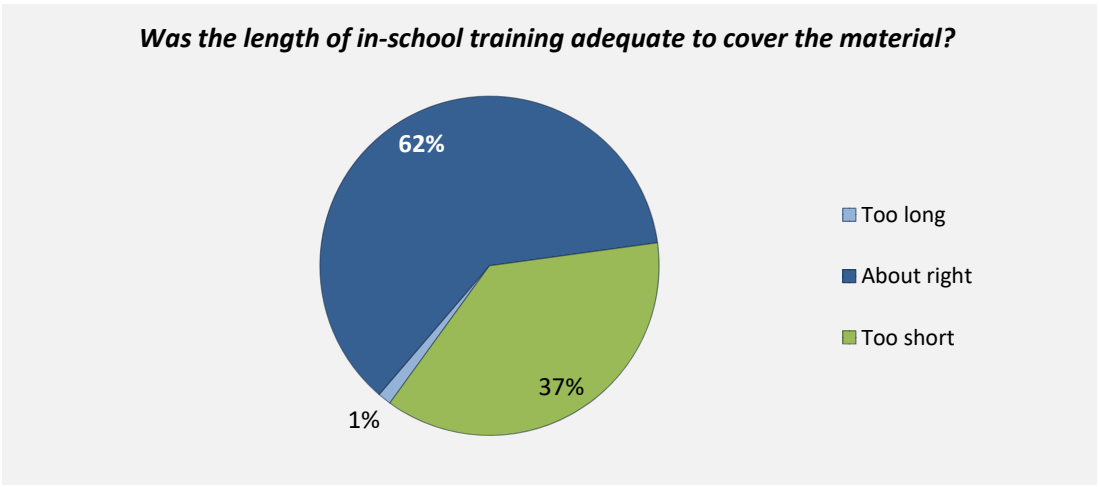
Cohort	172
Respondents	78
Response Rate	45%

## Apprenticeship programs

### In-School Experiences

**82%**  
obtained their  
Certificate of Qualification

**84%**  
said the knowledge and skills  
gained in their program were useful  
in preparing to write the Certificate  
of Qualification or Red Seal  
certification exams



### Workplace Experiences

**93%**  
said they were very satisfied or satisfied with  
their **workplace training**

**86%**  
said their workplace training was  
**related to their in-school training**

**97%**  
were **employed as an apprentice**  
during their program

### Employment After Leaving School

**99%** of employed respondents found a job in their trade,  
including those who had a job to return to after their training

**91%**  
had a **job in their trade**  
to return to after their training

**76%**  
were still working  
for the same employer

