

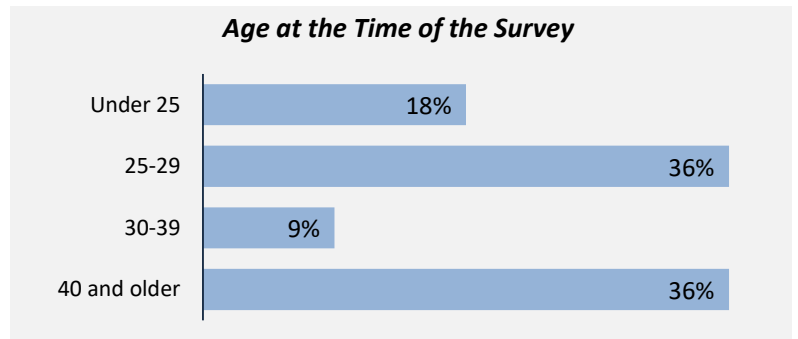

Applied filters:

CPC: VCC: Event Planning;

Cohort	20
Respondents	11
Response Rate	55%

Description of Survey Respondents

Demographics

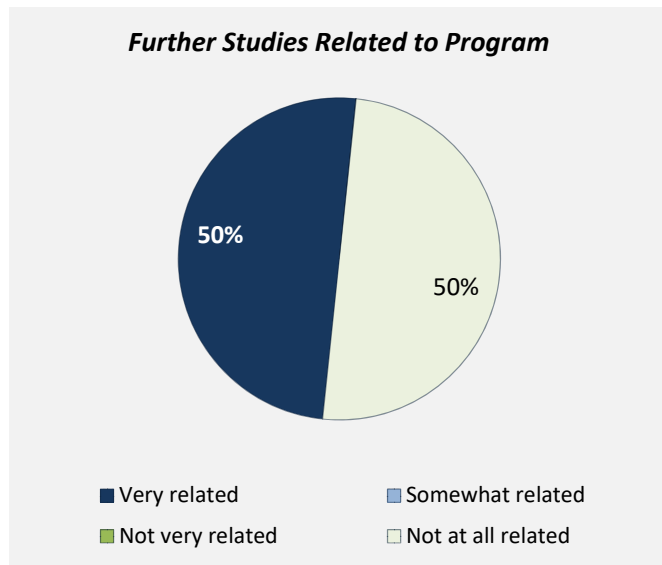


Aboriginal Identity
0%
Based on domestic students only.

Median Age
29

Further Education

18%
took further studies after graduating from their program
n = 2



Of those who took further studies at a different institution:
0%
expected transfer credit
n = 0

100%
of those who had taken further studies said their program prepared them well

Of those who expected transfer credit:
—
Received transfer credit


9%
of respondents were currently studying

—
were very satisfied or satisfied with their transfer experience

Past Education

55% of respondents had taken previous post-secondary education *n = 6*

Respondents were asked if they took ABE or ESL courses during or prior to their studies



Adult Basic Education
18%

English as a Second Language
18%

Credentials are based on those who had taken previous post-secondary education. Respondents could report more than one type of post-secondary credential.

Applied filters:

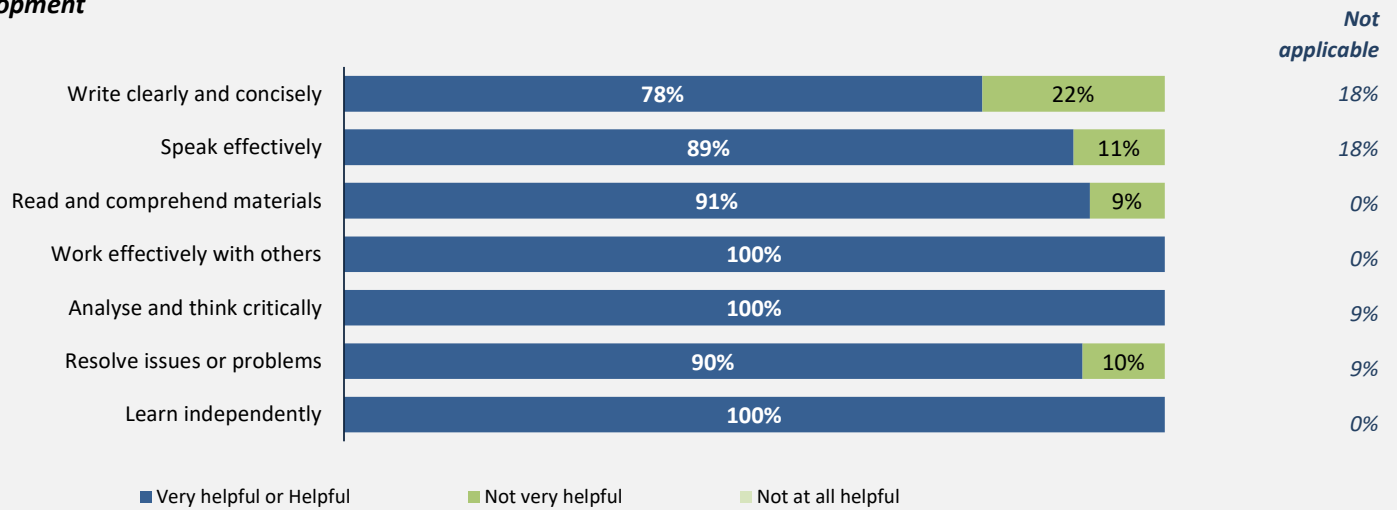
CPC: VCC: Event Planning;

Cohort	20
Respondents	11
Response Rate	55%

Skill Development and Post-Secondary Experience

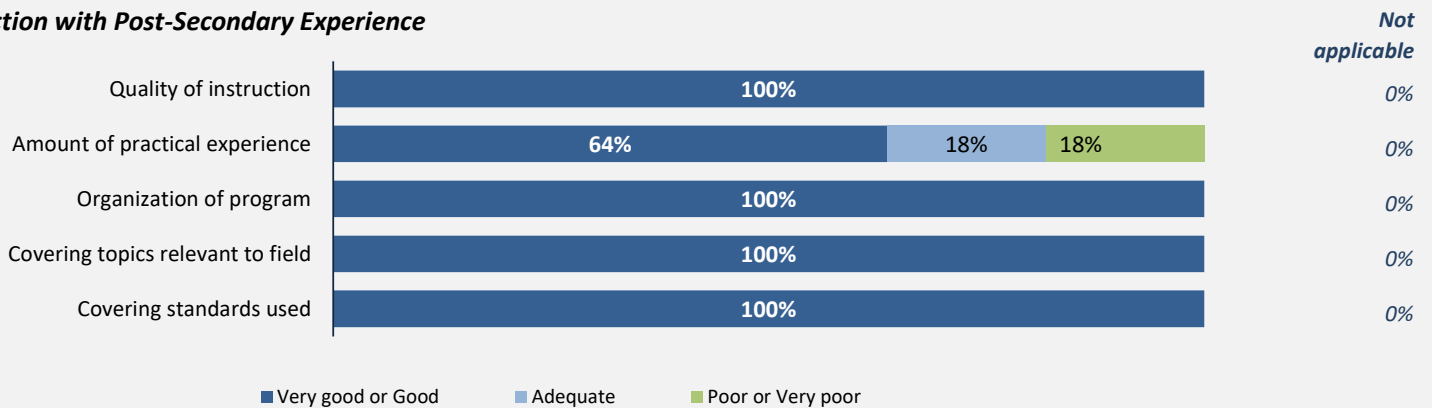
100% said they were very satisfied or satisfied with the education they received.

Skill Development



Percentages are based on those who gave a valid rating, excluding those who said Not applicable.

Satisfaction with Post-Secondary Experience



Percentages are based on those who gave a valid rating, excluding those who said Not applicable.