

# Summary of Survey Results: 2019-2023

Trades Training Type:

*Progressive apprenticeship, Traditional apprenticeship, Trades foundation, and Trades-related vocational programs*

**Applied filters:**

CPC: VCC: Culinary Arts Apprentices;

Cohort	110
Respondents	66
Response Rate	60%

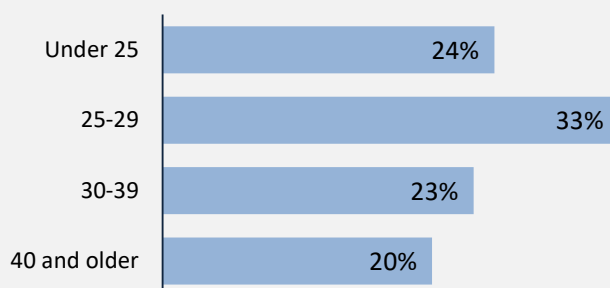
## Description of Survey Respondents

### Demographics

#### Gender



#### Age at the Time of the Survey



#### Aboriginal Identity

3%

*Based on domestic students only*

#### Median Age

28

### About the Respondents

15%

*relocated from their hometown to attend program*


3%

*took **Adult Basic Education** courses during or prior to their trades training program*

5%

*took **English as a Second Language** courses during or prior to their trades training program*

### Region respondents were living in at the time of the survey



# Summary of Survey Results: 2019-2023

Trades Training Type:

*Progressive apprenticeship, Traditional apprenticeship, Trades foundation, and Trades-related vocational programs*

**Applied filters:**

CPC: VCC: Culinary Arts Apprentices;

<b>Cohort</b>	<b>110</b>
<b>Respondents</b>	<b>66</b>
<b>Response Rate</b>	<b>60%</b>

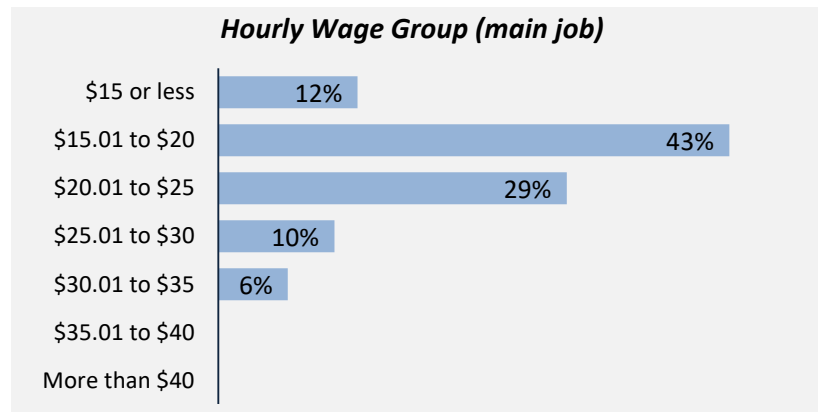
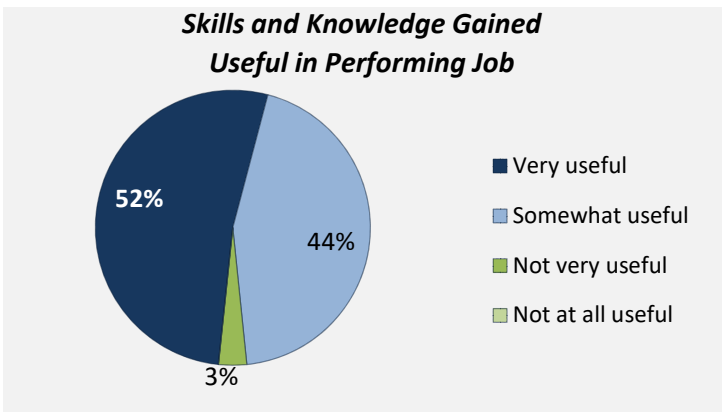
## Employment Outcomes

<p><b>In the labour force</b></p> <p><b>97%</b></p>	<p><b>Employment rate</b></p> <p><b>92%</b></p>	<p><b>Unemployment rate</b></p> <p><b>4.7%</b></p>
---	---	--

The "Employment rate" is the number employed as a percentage of all respondents.  
 The "Unemployment rate" is the number of unemployed as a percentage of respondents in the labour force.

### Of those employed: n = 61

<table border="0"> <tr> <td>Employed full-time</td> <td style="text-align: right;">97%</td> </tr> <tr> <td>Employed in training-related job</td> <td style="text-align: right;">95%</td> </tr> <tr> <td>Employed in permanent position</td> <td style="text-align: right;">91%</td> </tr> </table>	Employed full-time	97%	Employed in training-related job	95%	Employed in permanent position	91%	<p><b>Hourly Wage</b> (median, main job)</p> <p><b>\$20</b></p>	<p><b>Hours Worked</b> (median, main job)</p> <p><b>40</b></p>
Employed full-time	97%							
Employed in training-related job	95%							
Employed in permanent position	91%							



Top Occupations (4-digit NOC)	# employed	% of those employed
6322: Cooks	32	52%
6321: Chefs	23	38%
6311: Food service supervisors	1	2%
XXXX: Unclassified occupations	1	2%
4411: Home child care providers	1	2%
4413: Elementary and secondary school teacher assistants	1	2%
6562: Estheticians, electrologists and related occupations	1	2%
4021: College and other vocational instructors	1	2%
<b>Total of top occupations</b>		<b>61</b>
<b>Total employed</b>		<b>61</b>
		<b>100%</b>

# Summary of Survey Results: 2019-2023

Trades Training Type:

*Progressive apprenticeship, Traditional apprenticeship, Trades foundation, and Trades-related vocational programs*

**Applied filters:**

CPC: VCC: Culinary Arts Apprentice;

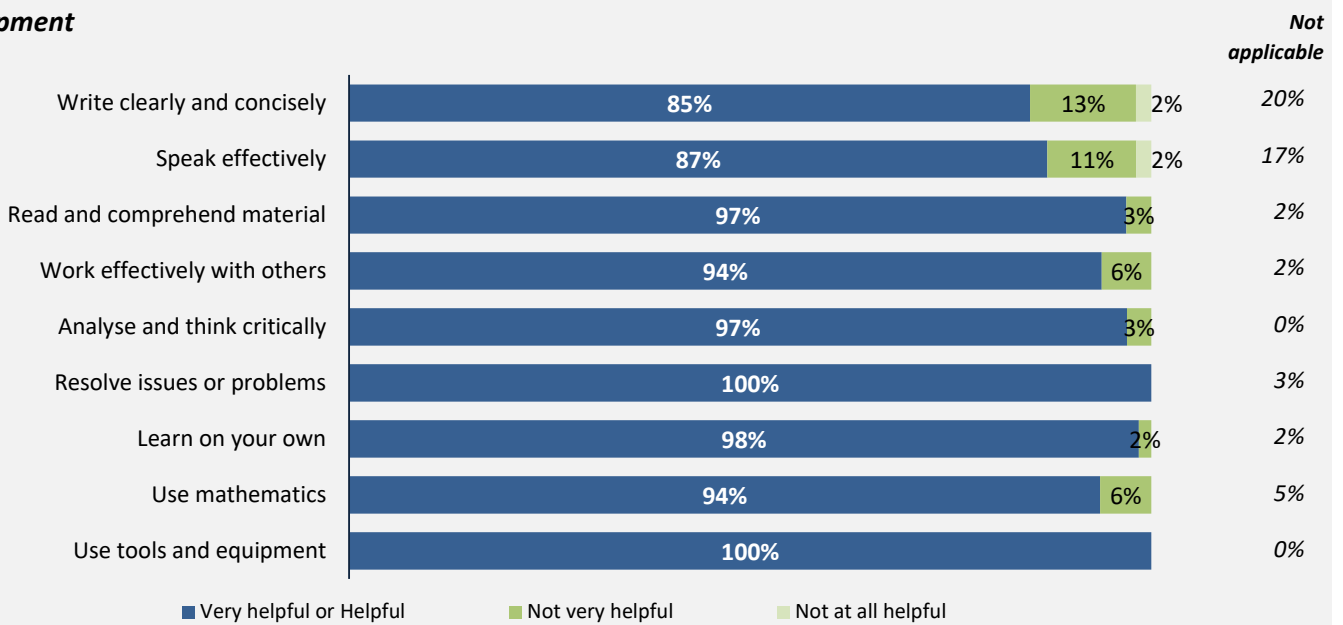
<b>Cohort</b>	<b>110</b>
<b>Respondents</b>	<b>66</b>
<b>Response Rate</b>	<b>60%</b>

## Skill Development and Post-Secondary Experience

# 97%

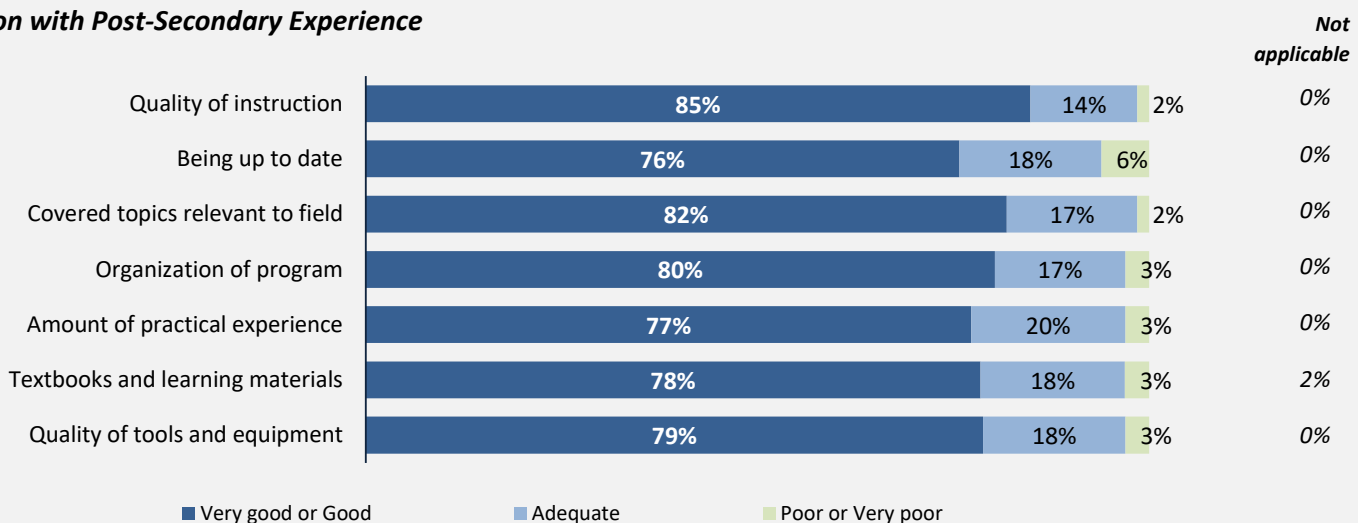
said they were very satisfied or satisfied with the education they received.

### Skill Development



Percentages are based on those who gave a valid rating, excluding those who said not applicable.

### Satisfaction with Post-Secondary Experience



Percentages are based on those who gave a valid rating, excluding those who said not applicable.

# Summary of Survey Results: 2019-2023

Trades Training Type:

*Progressive apprenticeship, Traditional apprenticeship*

**Applied filters:**

CPC: VCC: Culinary Arts Apprentice;

Cohort	110
Respondents	66
Response Rate	60%

## Apprenticeship programs

### In-School Experiences

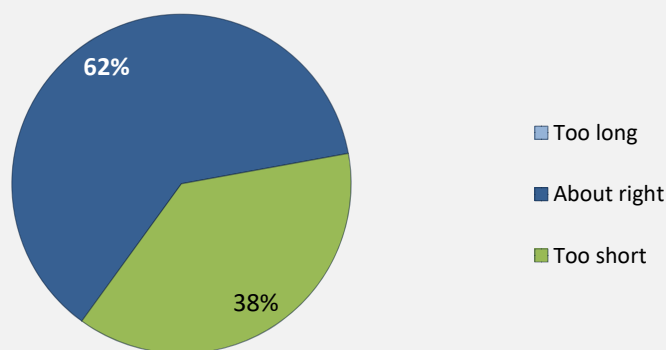
89%

obtained their Certificate of Qualification

95%

said the knowledge and skills gained in their program were useful in preparing to write the Certificate of Qualification or Red Seal certification exams

Was the length of in-school training adequate to cover the material?



### Workplace Experiences

94%

said they were very satisfied or satisfied with their workplace training

88%

said their workplace training was related to their in-school training

97%

were employed as an apprentice during their program

### Employment After Leaving School

100%

of employed respondents found a job in their trade, including those who had a job to return to after their training

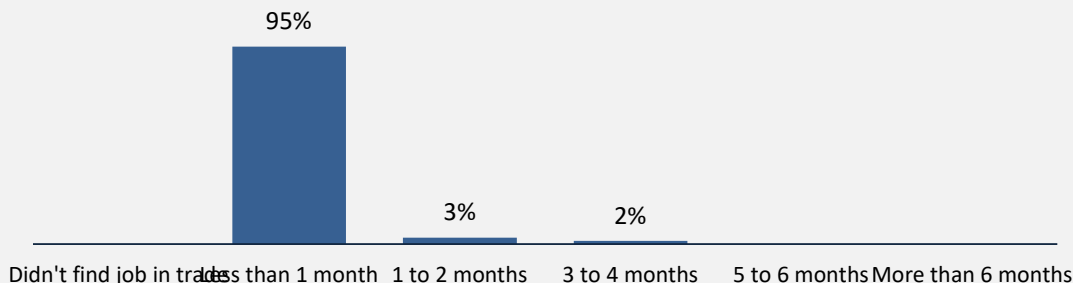
95%

had a job in their trade to return to after their training

59%

were still working for the same employer

Time it Took to Find Job in Their Trade (including those who had a job to return to)



# Summary of Survey Results: 2019-2023

Trades Training Type:

*Progressive apprenticeship, Traditional apprenticeship, Trades foundation, and Trades-related vocational programs*

**Applied filters:**

CPC: VCC: Culinary Arts Apprentice Level 1;

Cohort	92
Respondents	35
Response Rate	38%

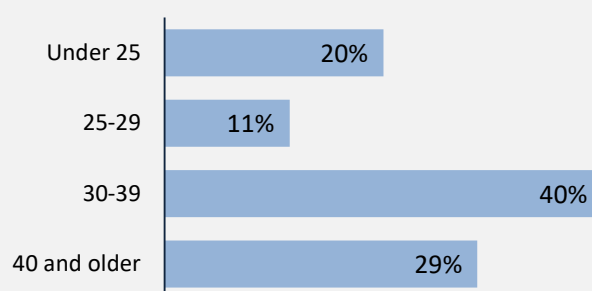
## Description of Survey Respondents

### Demographics

#### Gender



#### Age at the Time of the Survey



#### Aboriginal Identity

3%

*Based on domestic students only*

#### Median Age

34

### About the Respondents

12%

*relocated from their hometown to attend program*


0%

*took **Adult Basic Education** courses during or prior to their trades training program*

6%

*took **English as a Second Language** courses during or prior to their trades training program*

### Region respondents were living in at the time of the survey



# Summary of Survey Results: 2019-2023

Trades Training Type:

*Progressive apprenticeship, Traditional apprenticeship, Trades foundation, and Trades-related vocational programs*

**Applied filters:**

CPC: VCC: Culinary Arts Apprentice Level 1;

<b>Cohort</b>	<b>92</b>
<b>Respondents</b>	<b>35</b>
<b>Response Rate</b>	<b>38%</b>

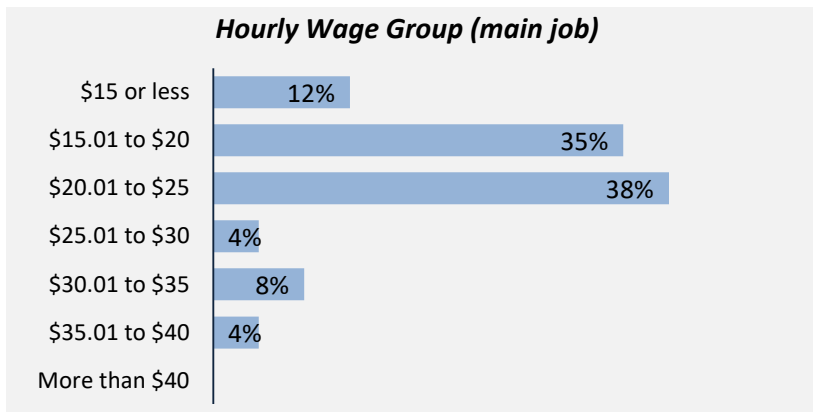
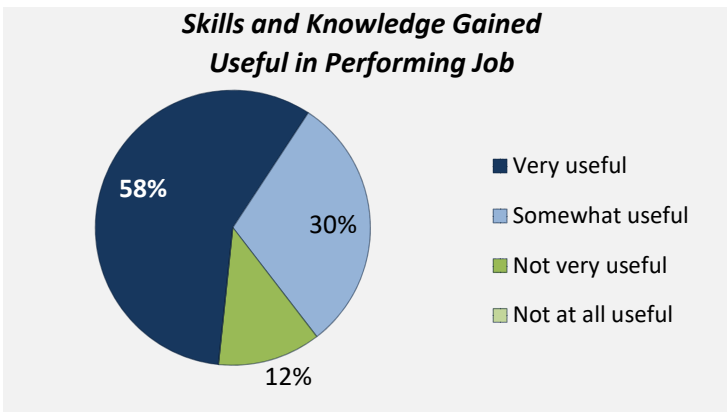
## Employment Outcomes

<p><b>In the labour force</b></p> <h1>100%</h1>	<p><b>Employment rate</b></p> <h1>94%</h1>	<p><b>Unemployment rate</b></p> <h1>5.7%</h1>
---	--	---

The "Employment rate" is the number employed as a percentage of all respondents.  
 The "Unemployment rate" is the number of unemployed as a percentage of respondents in the labour force.

### Of those employed: n = 33

<table border="0"> <tr> <td style="padding: 5px;">Employed full-time</td> <td style="text-align: right; padding: 5px;">86%</td> </tr> <tr> <td style="padding: 5px;">Employed in training-related job</td> <td style="text-align: right; padding: 5px;">97%</td> </tr> <tr> <td style="padding: 5px;">Employed in permanent position</td> <td style="text-align: right; padding: 5px;">97%</td> </tr> </table>	Employed full-time	86%	Employed in training-related job	97%	Employed in permanent position	97%	<p><b>Hourly Wage</b> (median, main job)</p> <h1>\$21</h1>	<p><b>Hours Worked</b> (median, main job)</p> <h1>40</h1>
Employed full-time	86%							
Employed in training-related job	97%							
Employed in permanent position	97%							



Top Occupations (4-digit NOC)	# employed	% of those employed
6322: Cooks	17	52%
6321: Chefs	11	33%
XXXX: Unclassified occupations	3	9%
6611: Cashiers	1	3%
7511: Transport truck drivers	1	3%
<b>Total of top occupations</b>		<b>33</b>
<b>Total employed</b>		<b>33</b>

# Summary of Survey Results: 2019-2023

Trades Training Type:

*Progressive apprenticeship, Traditional apprenticeship, Trades foundation, and Trades-related vocational programs*

**Applied filters:**

CPC: VCC: Culinary Arts Apprentice Level 1;

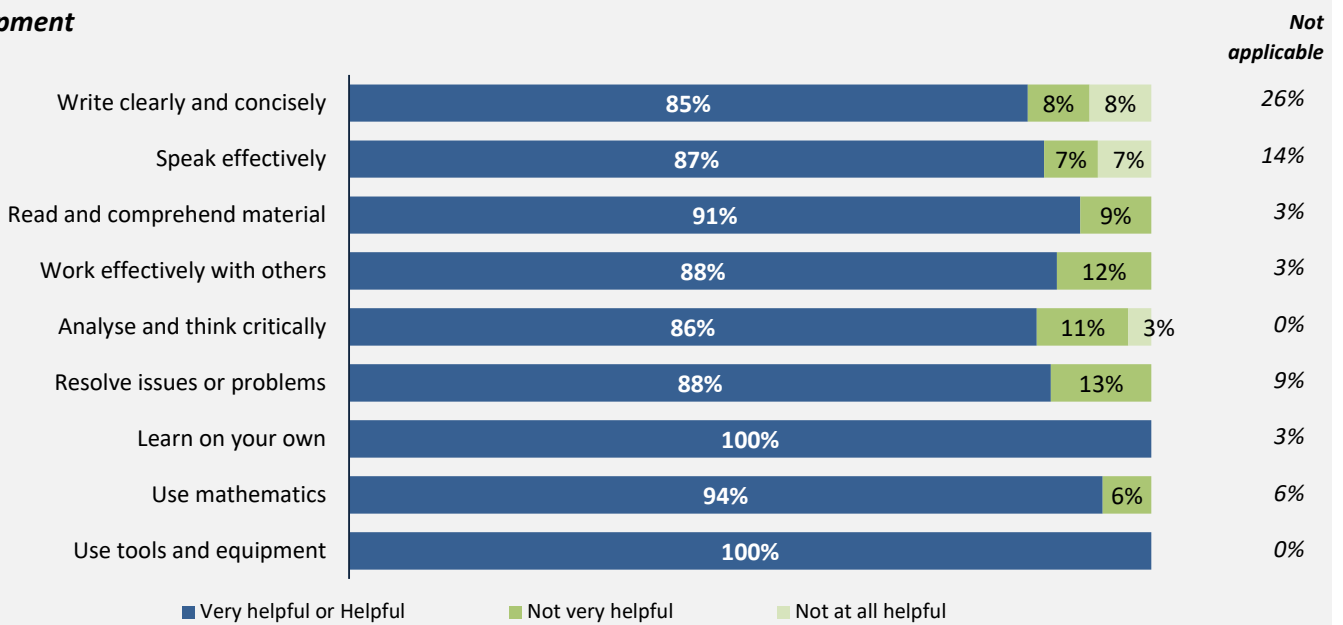
<b>Cohort</b>	<b>92</b>
<b>Respondents</b>	<b>35</b>
<b>Response Rate</b>	<b>38%</b>

## Skill Development and Post-Secondary Experience

# 97%

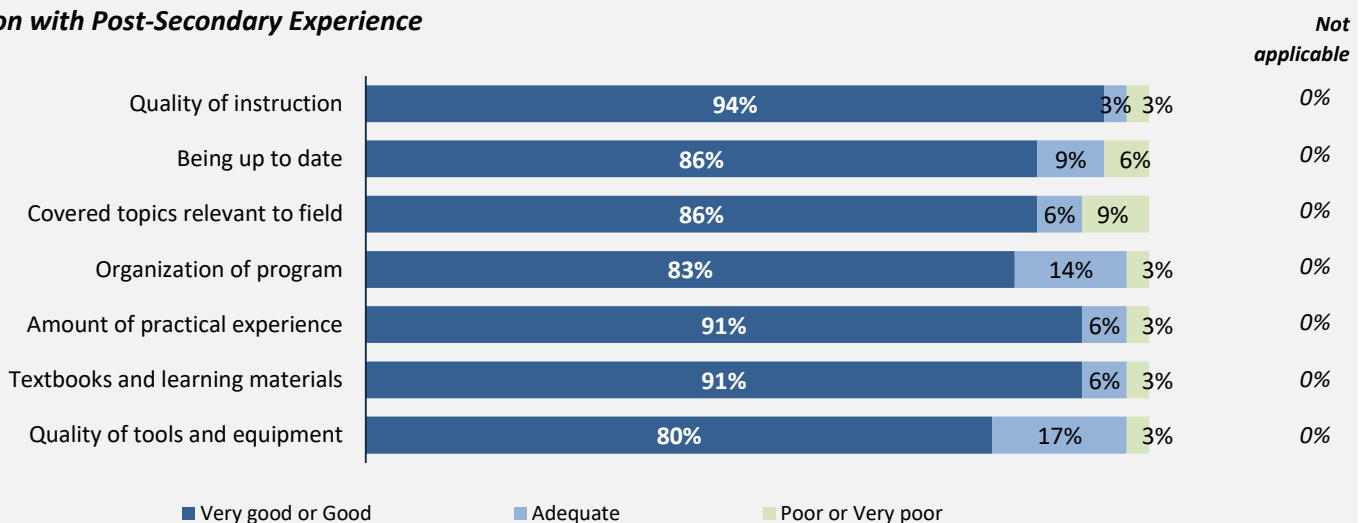
said they were very satisfied or satisfied with the education they received.

### Skill Development



Percentages are based on those who gave a valid rating, excluding those who said not applicable.

### Satisfaction with Post-Secondary Experience



Percentages are based on those who gave a valid rating, excluding those who said not applicable.

# Summary of Survey Results: 2019-2023

Trades Training Type:

*Progressive apprenticeship, Traditional apprenticeship*

**Applied filters:**

CPC: VCC: Culinary Arts Apprentice Level 1;

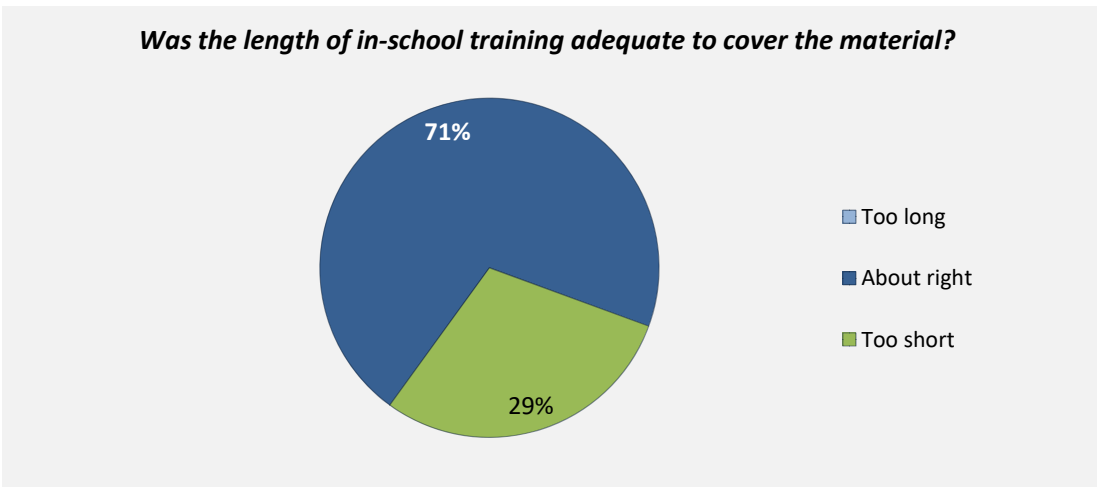
Cohort	92
Respondents	35
Response Rate	38%

## Apprenticeship programs

### In-School Experiences

**91%**  
obtained their  
Certificate of Qualification

**100%**  
said the knowledge and skills  
gained in their program were useful  
in preparing to write the Certificate  
of Qualification or Red Seal  
certification exams



### Workplace Experiences

**89%**  
said they were very satisfied or satisfied with  
their **workplace training**

**86%**  
said their workplace training was  
**related to their in-school training**

**100%**  
were **employed as an apprentice**  
during their program

### Employment After Leaving School

**100%** of employed respondents found a job in their trade,  
including those who had a job to return to after their training

**94%**  
had a **job in their trade**  
to return to after their training

**69%**  
were still working  
for the same employer





# Summary of Survey Results: 2019-2023

Trades Training Type:

*Progressive apprenticeship, Traditional apprenticeship, Trades foundation, and Trades-related vocational programs*

**Applied filters:**

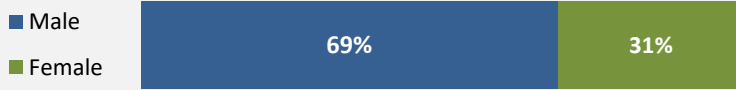
CPC: VCC: Culinary Arts Apprentice Level 2;

Cohort	57
Respondents	26
Response Rate	46%

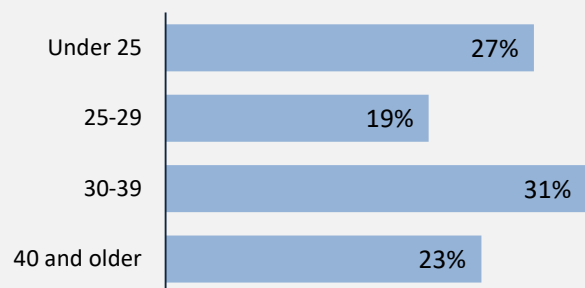
## Description of Survey Respondents

### Demographics

#### Gender



#### Age at the Time of the Survey



#### Aboriginal Identity

0%

*Based on domestic students only*

#### Median Age

31

### About the Respondents

21%

*relocated from their hometown to attend program*


4%

*took **Adult Basic Education** courses during or prior to their trades training program*

0%

*took **English as a Second Language** courses during or prior to their trades training program*

### Region respondents were living in at the time of the survey





# Summary of Survey Results: 2019-2023

Trades Training Type:

*Progressive apprenticeship, Traditional apprenticeship, Trades foundation, and Trades-related vocational programs*

**Applied filters:**

CPC: VCC: Culinary Arts Apprentice Level 2;

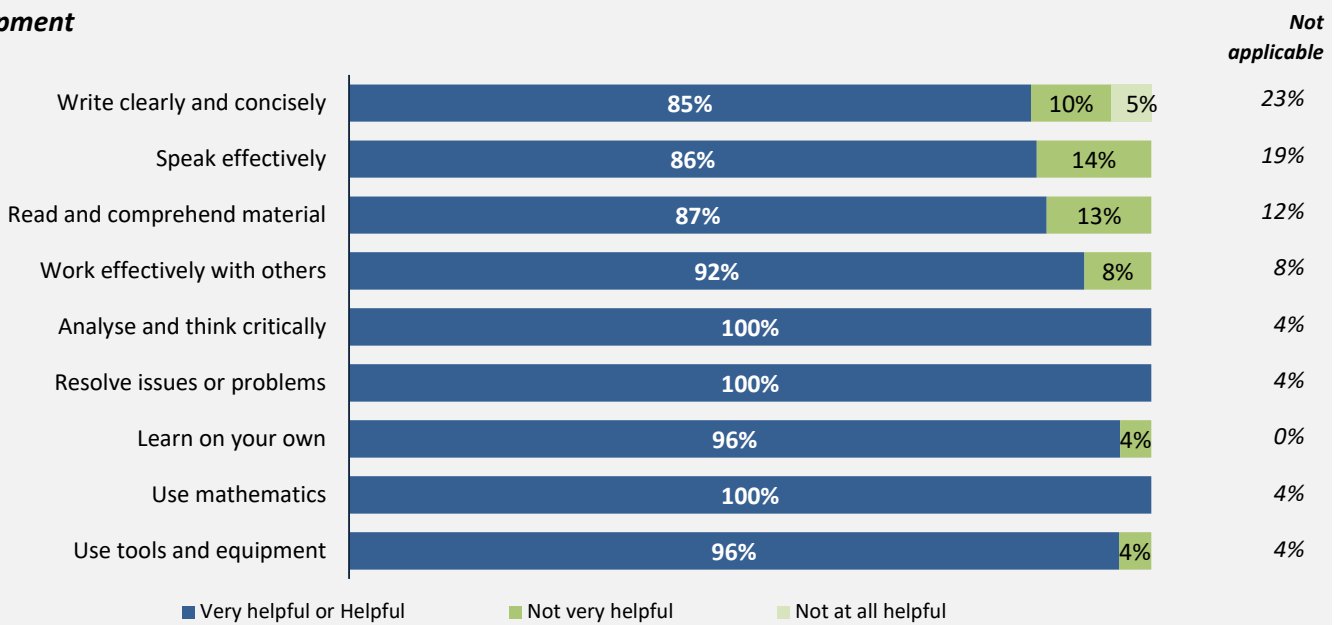
<b>Cohort</b>	<b>57</b>
<b>Respondents</b>	<b>26</b>
<b>Response Rate</b>	<b>46%</b>

## Skill Development and Post-Secondary Experience

# 96%

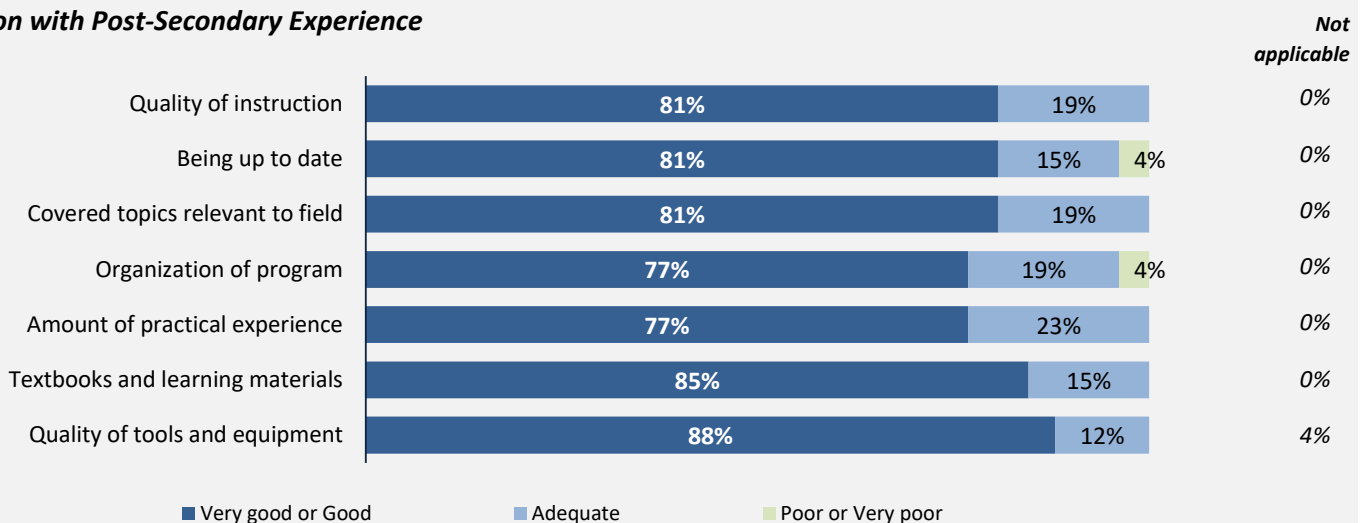
said they were very satisfied or satisfied with the education they received.

### Skill Development



Percentages are based on those who gave a valid rating, excluding those who said not applicable.

### Satisfaction with Post-Secondary Experience



Percentages are based on those who gave a valid rating, excluding those who said not applicable.

# Summary of Survey Results: 2019-2023

Trades Training Type:

*Progressive apprenticeship, Traditional apprenticeship*

**Applied filters:**

CPC: VCC: Culinary Arts Apprentice Level 2;

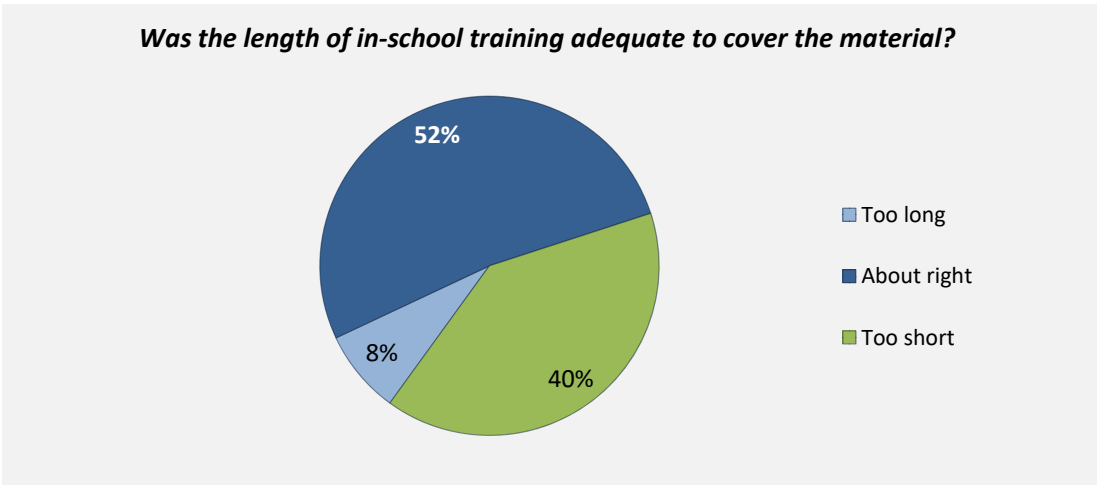
Cohort	57
Respondents	26
Response Rate	46%

## Apprenticeship programs

### In-School Experiences

**92%**  
obtained their  
Certificate of Qualification

**96%**  
said the knowledge and skills  
gained in their program were useful  
in preparing to write the Certificate  
of Qualification or Red Seal  
certification exams



### Workplace Experiences

**96%**  
said they were very satisfied or satisfied with  
their **workplace training**

**88%**  
said their workplace training was  
**related to their in-school training**

**100%**  
were **employed as an apprentice**  
during their program

### Employment After Leaving School

**100%** of employed respondents found a job in their trade,  
including those who had a job to return to after their training

**96%**  
had a **job in their trade**  
to return to after their training



**77%**  
were still working  
for the same employer