

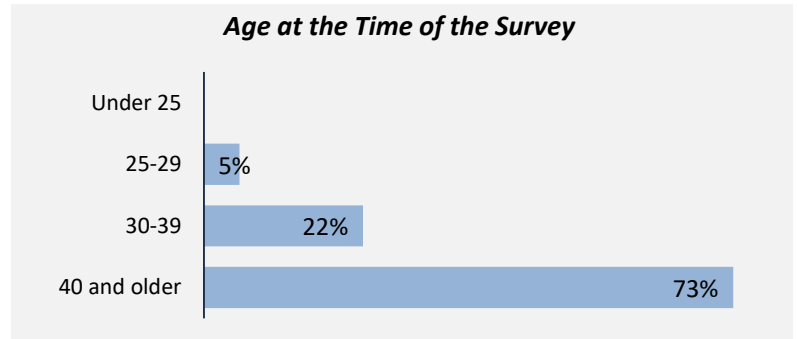
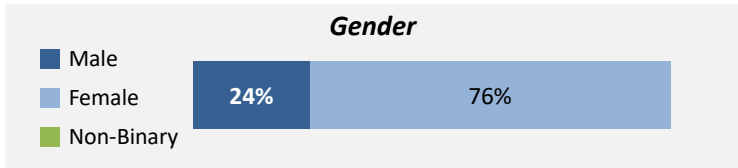
Applied filters:

CPC: VCC: Community Counselling Skills;

Cohort	63
Respondents	41
Response Rate	65%

Description of Survey Respondents

Demographics



Aboriginal Identity
3%
Based on domestic students only.

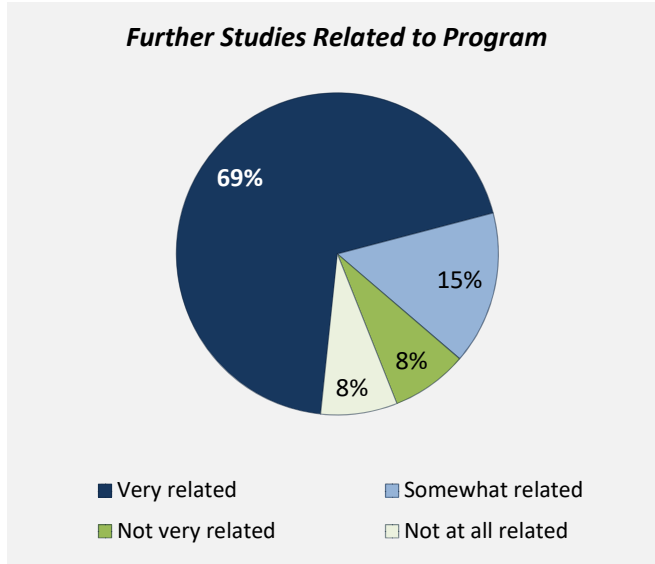
Median Age
46

Further Education

32%
 took further studies after graduating from their program
n = 13

100%
 of those who had taken further studies said their program prepared them well

15%
 of respondents were currently studying



Of those who took further studies at a different institution:
22%
 expected transfer credit
n = 2

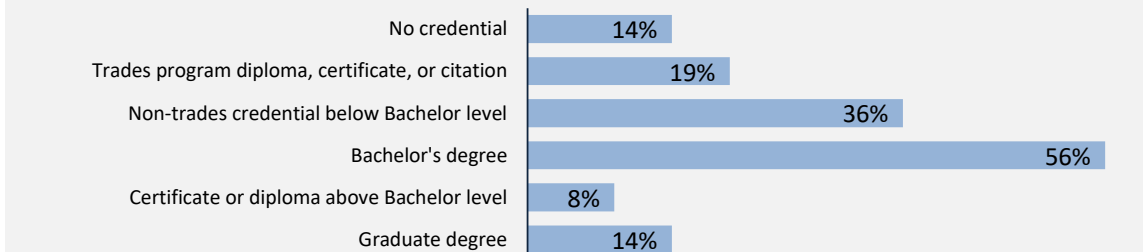
Of those who expected transfer credit:
100%
 Received transfer credit

100%
 were very satisfied or satisfied with their transfer experience

Past Education

88% of respondents had taken previous post-secondary education *n = 36*

Respondents were asked if they took ABE or ESL courses during or prior to their studies



Adult Basic Education
13%

English as a Second Language
15%

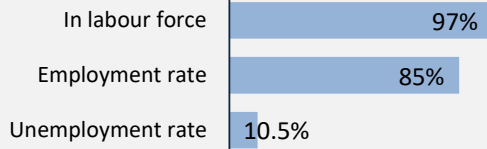
Credentials are based on those who had taken previous post-secondary education. Respondents could report more than one type of post-secondary credential.

Applied filters:

CPC: VCC: Community Counselling Skills;

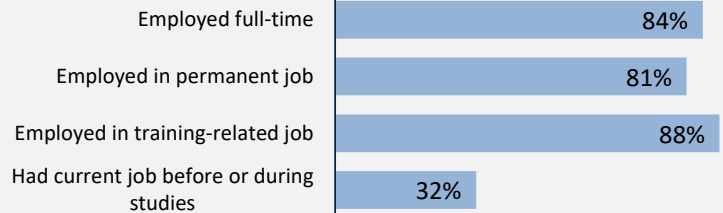
Cohort 63
Respondents 41
Response Rate 65%

Employment Outcomes



The "Employment rate" is the number employed as a percentage of all respondents. The "Unemployment rate" is the number of unemployed as a percentage of respondents in the labour force.

Of those employed: n = 34



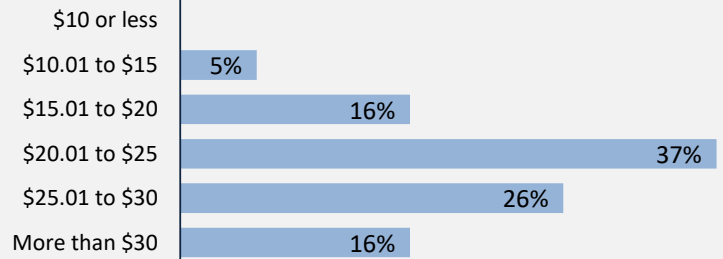
Weekly Hours Worked
(median, main job)

35

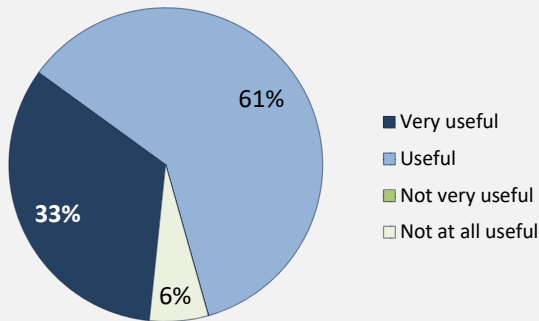
Hourly Wage
(median, main job)

\$23

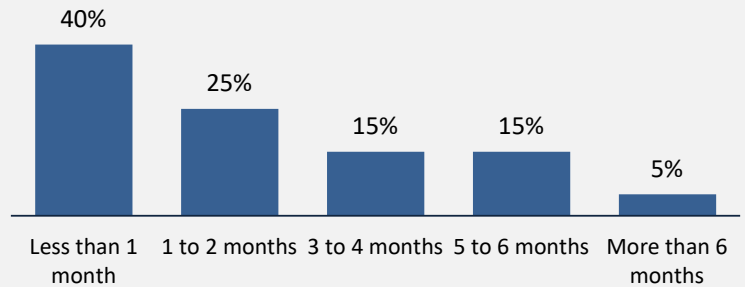
Hourly Wage Group (main job)



Skills and Knowledge Gained
Useful in Performing Job



Time Spent Looking for Employment



Top Occupations (4-digit NOC)

	# Employed	% of those employed
4212: Social and community service workers	17	50%
4156: Employment counsellors	3	9%
1241: Administrative assistants	2	6%
1221: Administrative officers	2	6%
XXXX: Unclassified occupations	2	6%
1224: Property administrators	1	3%
4413: Elementary and secondary school teacher assistants	1	3%
1242: Legal administrative assistants	1	3%
0911: Manufacturing managers	1	3%
6322: Cooks	1	3%
Total of top occupations	31	91%
Total employed	34	

Applied filters:

CPC: VCC: Community Counselling Skills;

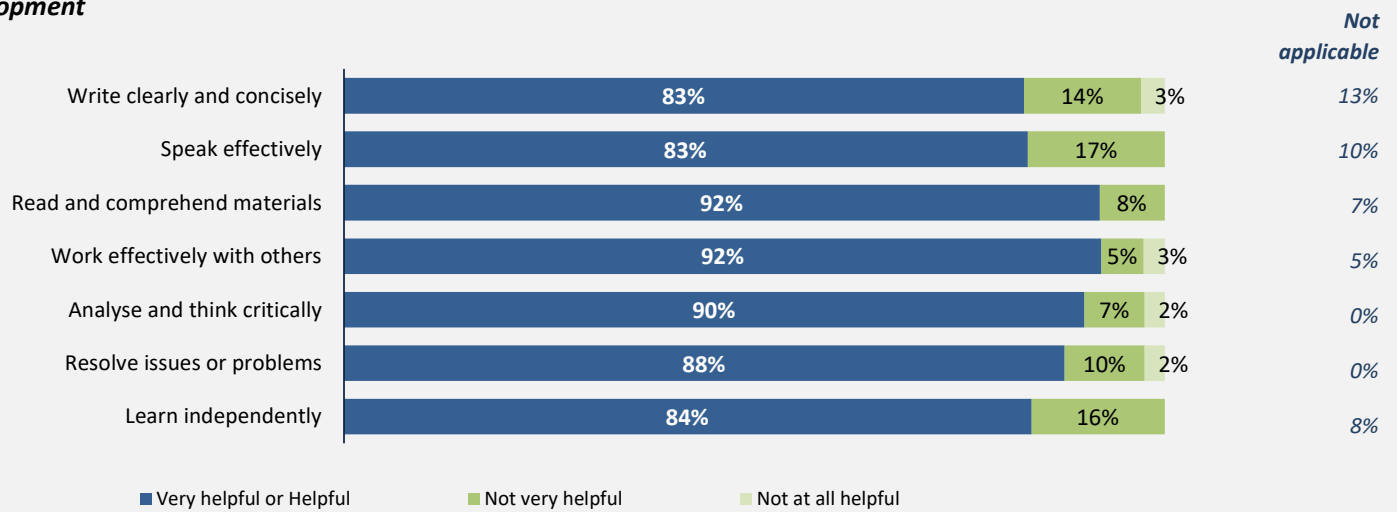
Cohort 63
Respondents 41
Response Rate 65%

Skill Development and Post-Secondary Experience

87%

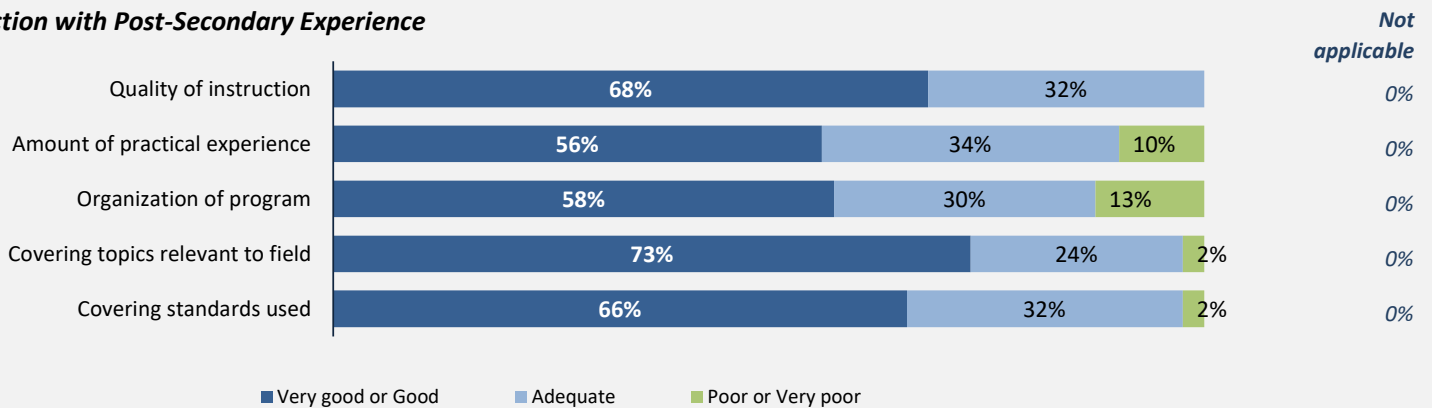
said they were very satisfied or satisfied with the education they received.

Skill Development



Percentages are based on those who gave a valid rating, excluding those who said Not applicable.

Satisfaction with Post-Secondary Experience



Percentages are based on those who gave a valid rating, excluding those who said Not applicable.