

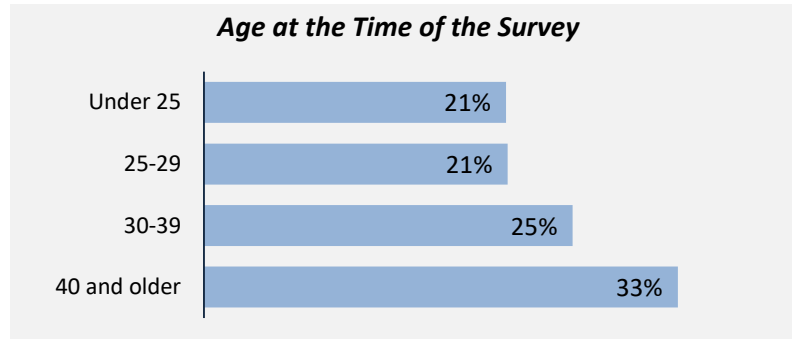
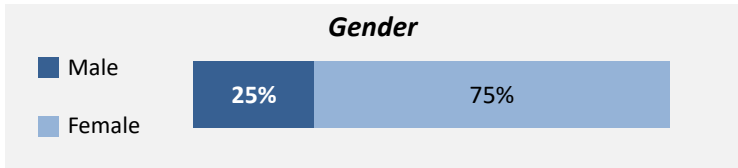
Applied filters:

CPC: VCC: Addiction Counselling Skills, VCC: Administrative Assistant, VCC: ASL and Deaf Studies, VCC: Business and Technical Writing, VCC: Certified Dental Assisting, VCC: Community Counselling Skills, VCC: Dance, VCC: Dental Hygiene, VCC: Dental Reception Coordinator, VCC: Early Childhood Care and Education, VCC: Event Planning, VCC: Executive Assistant, VCC: Fashion Arts, VCC: Fashion Arts Diploma, VCC: Fashion Merchandising, VCC: Health Care Assistant, VCC: Hospitality Management, VCC: Infant Toddler Education, VCC: Interior Design, VCC: Jewellery Art &

Cohort 7,769
Respondents 4,125
Response Rate 53%

Description of Survey Respondents

Demographics



Aboriginal Identity
3%
Based on domestic students only.

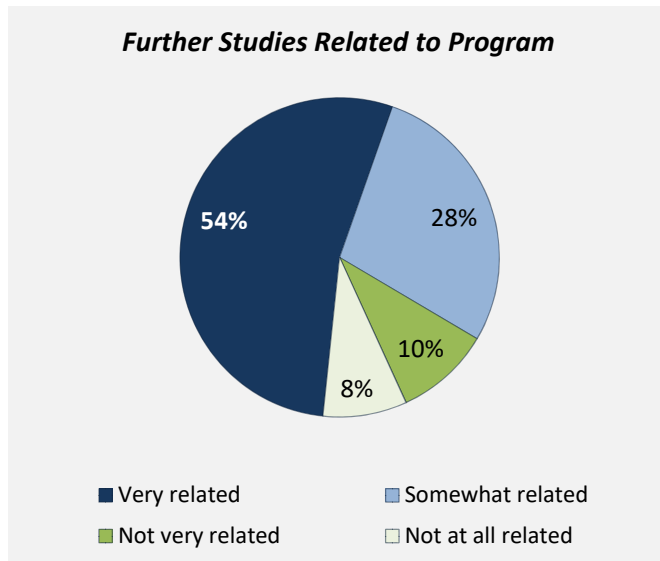
Median Age
32

Further Education

26%
 took further studies after graduating from their program
n = 1,034

93%
 of those who had taken further studies said their program prepared them well

19%
 of respondents were currently studying



Of those who took further studies at a different institution:

32%
 expected transfer credit
n = 194

Of those who expected transfer credit:

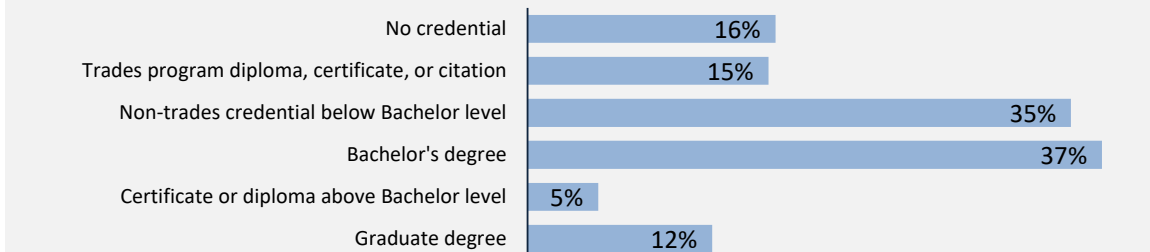
81%
 Received transfer credit

75%
 were very satisfied or satisfied with their transfer experience

Past Education

72% of respondents had taken previous post-secondary education *n = 2,953*

Respondents were asked if they took ABE or ESL courses during or prior to their studies



Adult Basic Education
11%

English as a Second Language
13%

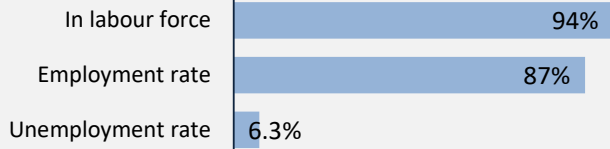
Credentials are based on those who had taken previous post-secondary education. Respondents could report more than one type of post-secondary credential.

Applied filters:

CPC: VCC: Addiction Counselling Skills, VCC: Administrative Assistant, VCC: ASL and Deaf Studies, VCC: Business and Technical Writing, VCC: Certified Dental Assisting, VCC: Community Counselling Skills, VCC: Dance, VCC: Dental Hygiene, VCC: Dental Reception Coordinator, VCC: Early Childhood Care and Education, VCC: Event Planning, VCC: Executive Assistant, VCC: Fashion Arts, VCC: Fashion Arts Diploma, VCC: Fashion Merchandising, VCC: Health Care Assistant, VCC: Hospitality Management, VCC: Infant Toddler Education, VCC: Interior Design, VCC: Jewellery Art &

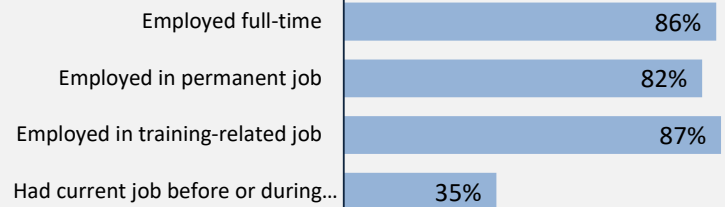
Cohort 7,769
Respondents 4,125
Response Rate 53%

Employment Outcomes



The "Employment rate" is the number employed as a percentage of all respondents. The "Unemployment rate" is the number of unemployed as a percentage of respondents in the labour force.

Of those employed: n = 3,535



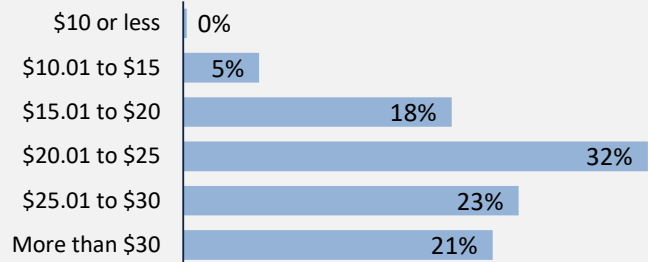
Weekly Hours Worked (median, main job)

38

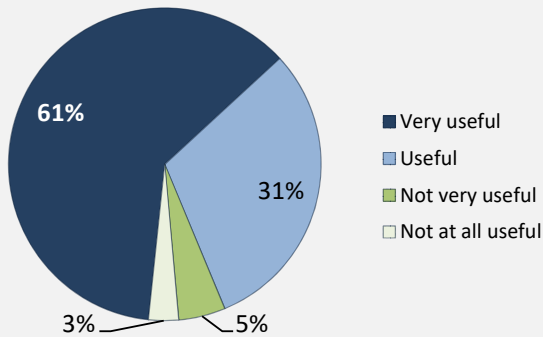
Hourly Wage (median, main job)

\$25

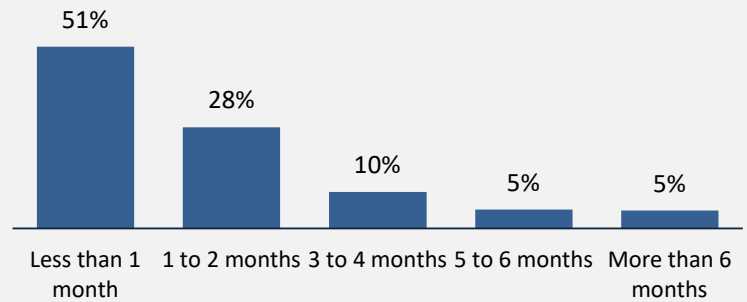
Hourly Wage Group (main job)



Skills and Knowledge Gained Useful in Performing Job



Time Spent Looking for Employment



Top Occupations (4-digit NOC)

	# Employed	% of those employed
4021: College and other vocational instructors	292	8%
3413: Nurse aides, orderlies and patient service associates	276	8%
3414: Other assisting occupations in support of health services	226	6%
3233: Licensed practical nurses	207	6%
XXXX: Unclassified occupations	205	6%
1414: Receptionists	161	5%
3411: Dental assistants	158	4%
3212: Medical laboratory technicians and pathologists' assistants	99	3%
1241: Administrative assistants	96	3%
1242: Legal administrative assistants	93	3%
Total of top occupations	1,813	51%
Total employed	3,535	

Applied filters:

CPC: VCC: Addiction Counselling Skills, VCC: Administrative Assistant, VCC: ASL and Deaf Studies, VCC: Business and Technical Writing, VCC: Certified Dental Assisting, VCC: Community Counselling Skills, VCC: Dance, VCC: Dental Hygiene, VCC: Dental Reception Coordinator, VCC: Early Childhood Care and Education, VCC: Event Planning, VCC: Executive Assistant, VCC: Fashion Arts, VCC: Fashion Arts Diploma, VCC: Fashion Merchandising, VCC: Health Care Assistant, VCC: Hospitality Management, VCC: Infant Toddler Education, VCC: Interior Design, VCC: Jewellery Art & Design, VCC:

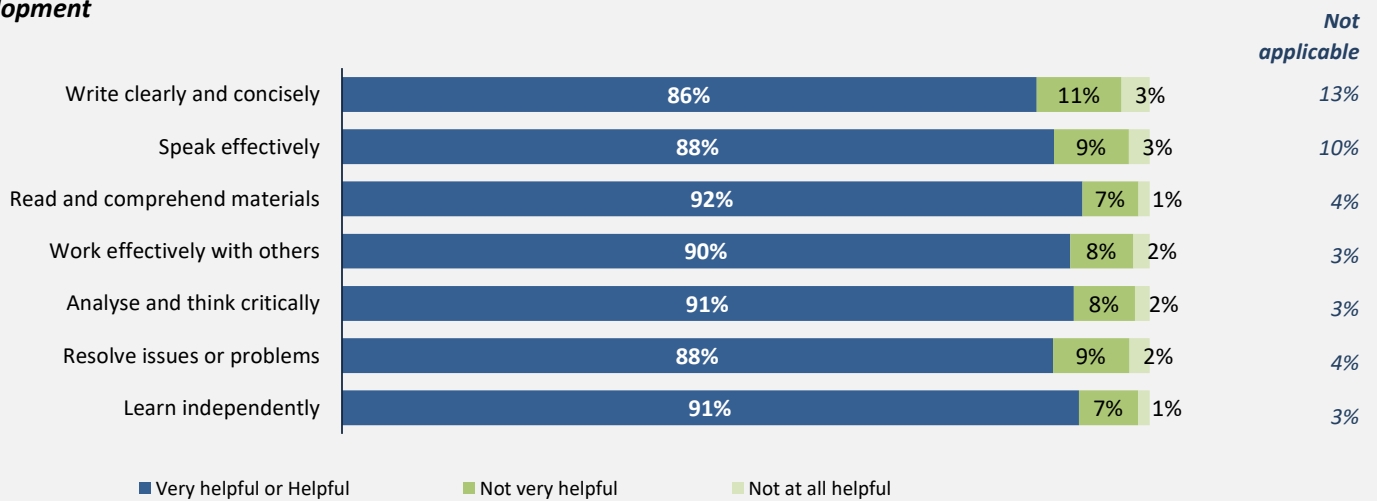
Cohort 7,769
Respondents 4,125
Response Rate 53%

Skill Development and Post-Secondary Experience

94%

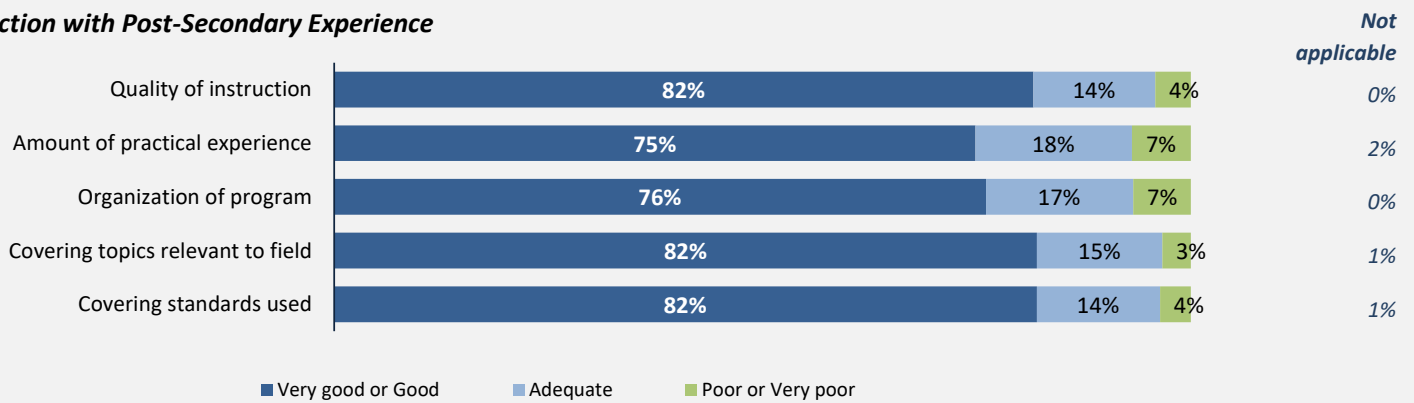
said they were very satisfied or satisfied with the education they received.

Skill Development



Percentages are based on those who gave a valid rating, excluding those who said Not applicable.

Satisfaction with Post-Secondary Experience



Percentages are based on those who gave a valid rating, excluding those who said Not applicable.